

How to: Register for a Paper-based exam

Revised 7 July 2021

Table of Contents

- Registering with existing account
- Registering with Account Creation
- Registering through Profile Home Page

If you are current INCOSE member or have an existing INCOSE account...

1. Login to www.incose.org
2. Click on “Welcome, [Your Name],” and then select Profile Home.
3. Skip to Step 7 on slide 7.

If you are not a member or do not have an existing INCOSE account...

1. Go <https://www.incose.org/systems-engineering-certification/certification-exams#Paper%20Exams>
2. Click on the link for the exam you would like to register for.

If you already have an INCOSE account, please login before using link

Register and attend one of the following events:

Event Date/Time	Name	Location	Registration Site If you have an INCOSE account, login before accessing the link below
15 September 2019 at 10:00 AM PST	INCOSE Western States Regional Conference 2019	Loyola Marymount University, Seaver Hall. 1 LMU Drive Los Angeles, CA 90045 US	https://incose.ps.membersuite.com/events/ViewEvent.aspx?contextID=9725473f-0078-c88c-32b8-0b3ffca8d088

3. Click on “Register for this Event.”

Event Tasks

- Register for this Event
- Download iCalendar File
- View All Upcoming Events
- Go Home



4. Enter information and then click continue.

Home >
Event Registration

New to this site?

If you are new to this system or not sure if you've used this site before, enter your information below and click Continue.

First Name: *

Last Name: *

Email: *



5. If there is a potential match, you will receive the message below. If the account does not belong to you, click “New Account.”

Potential Matches

We have located some existing records in our system that may be you. If you are any of the people listed below please click the (select) link for your record. If you are not listed click the New Account button at the bottom of the screen.


FirstName	LastName	Address	City	PostalCode	EmailAddress	
Danielle	Ashby	XXXXX	Santee	92071	info@XXXXX	(select)

6. Fill out all required fields, marked with a red asterisk. Click Next. Your account has now been created and you will be directed back to your Profile Home Page.

 ID: 283710  Danielle Ashby

Welcome to International Council on Systems Engineering


Individual #283710 - Danielle Ashby has been saved successfully.

 **My Profile** - *INCOSE Privacy Statement*

Your INCOSE ID: 283710

Danielle Ashby
1049
Santee, CA 92071

Preferred Contact #: (none)

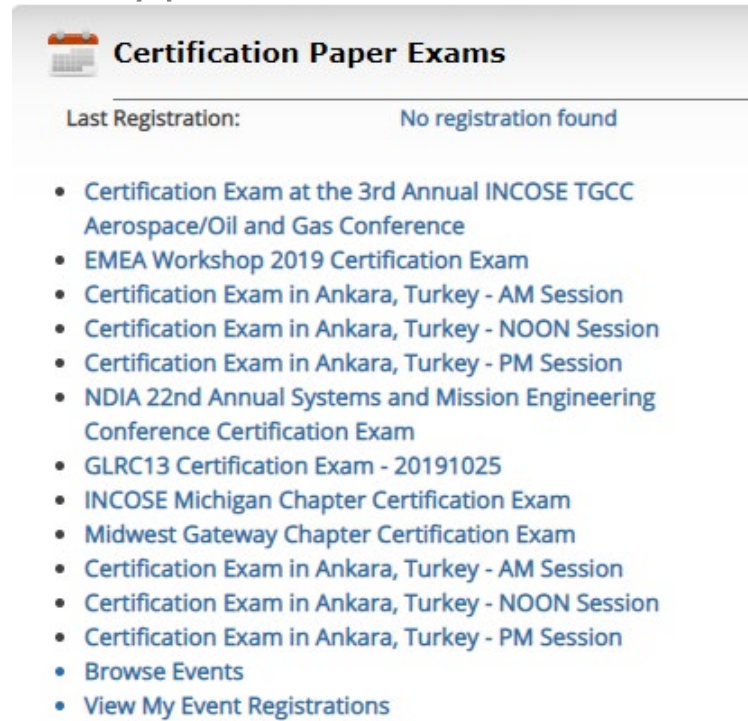
 **My Account**

Outstanding Balance: \$

Last Payment: \$

- [Manage Saved Payment Options](#)
- [View Account History](#)

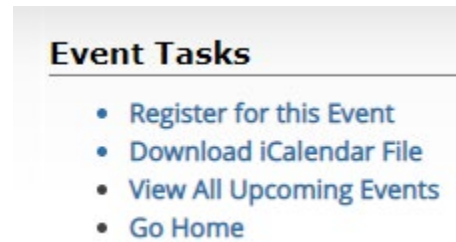
7. Click on the hyperlink for the exam you wish to register for.



The screenshot shows a web page titled "Certification Paper Exams" with a calendar icon. Below the title, it says "Last Registration: No registration found". A list of exam events is provided, including the 3rd Annual INCOSE TGCC Aerospace/Oil and Gas Conference, EMEA Workshop 2019 Certification Exam, and several exams in Ankara, Turkey. At the bottom of the list are links for "Browse Events" and "View My Event Registrations".

- Certification Exam at the 3rd Annual INCOSE TGCC Aerospace/Oil and Gas Conference
- EMEA Workshop 2019 Certification Exam
- Certification Exam in Ankara, Turkey - AM Session
- Certification Exam in Ankara, Turkey - NOON Session
- Certification Exam in Ankara, Turkey - PM Session
- NDIA 22nd Annual Systems and Mission Engineering Conference Certification Exam
- GLRC13 Certification Exam - 20191025
- INCOSE Michigan Chapter Certification Exam
- Midwest Gateway Chapter Certification Exam
- Certification Exam in Ankara, Turkey - AM Session
- Certification Exam in Ankara, Turkey - NOON Session
- Certification Exam in Ankara, Turkey - PM Session
- Browse Events
- View My Event Registrations

8. Click on “Register for this Event.”



The screenshot shows a menu titled "Event Tasks" with four options: "Register for this Event", "Download iCalendar File", "View All Upcoming Events", and "Go Home".

- Register for this Event
- Download iCalendar File
- View All Upcoming Events
- Go Home

9. Answer questions about your eligibility for extra time on the exam, and click “Continue.”

PaperExam Information

If English is not your native language, you are eligible for extra time on the exam. Do you qualify for this? *

---- Select ---- ▼

If you have a health- or learning-related reason, you may be eligible for extra time. By selecting “Yes,” you may be asked to provide explanation and confirmation of your need. Do you qualify for this? *

---- Select ---- ▼

Continue

Back

Cancel

10. Enter billing information or Code and click “Continue.”

Enter Billing Information

Amount Due: **\$30.00**

How would you like to pay?

Use Your Saved Payment Options

Currently, you have no saved payment methods. When you check out, you can save your payment methods so you don't have to re-enter them again.

All sales are final. Payment is in US Dollars.

Pay With a New Credit/Debit Card
We accept American Express, Visa, MasterCard, and Discover

Apply Discount/Promo Code

Apply discount/promo code:

Code:

or [Cancel Your Order](#)

11. Review the order and click “Place Order.”

You are now registered for the event.

- You should receive a confirmation email shortly after click on “Place Order.”
- If you need to cancel, please send an email to info@incose.org.
- If you need to review the exam information, login to INCOSE.org and go to your Profile homepage, then click on “View My Event Registrations.”