

Lean Startup Method and Agile for Initial Project Requirements Development & Management

*“Getting It Right,
Right From the Start!”*



Michael E. (Mike) Pafford
Past President, INCOSE Chesapeake Chapter
Co-Chairman, INCOSE OOSEM WG
Co-Chairman, INCOSE System and Software Interface (SaSI) WG
JHU Instructor (Software Systems Engineering)

Copyright © 2018 by Michael E. Pafford.
Permission Granted to INCOSE to publish and use.

LSM/Agile Presentation Information

Presentation slides are posted:

- In **INCOSE CONNECT:**
 - on the **Object-Oriented Systems Engineering Method (OOSEM) Working Group** site.
- In **Dropbox:**
 - <https://tinyurl.com/y9thpypp>



LSM/Agile Presentation Topics

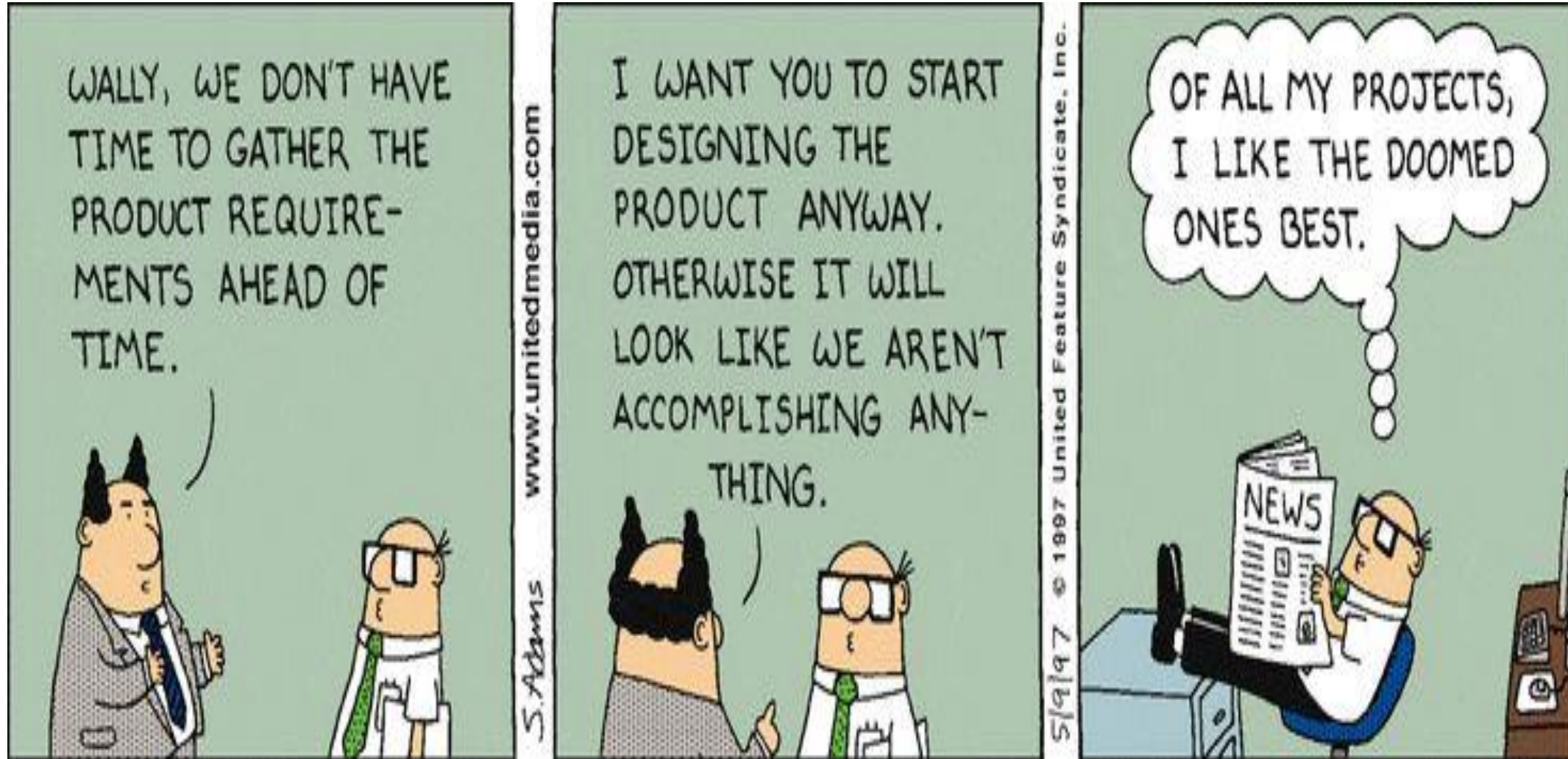
- **Presentation Topics:**

- **Lean Startup Method (LSM)**
- **Agile (Scrum)**
- **LSM/Agile for Initial Project Planning**
 - **“Problem Validation”: ‘Product/Project Vision Board Extended (PVBE)’**
 - **“User Validation”: ‘Persona Templates’**
 - **“Solution Validation”: ‘Product/Project Canvas’**
 - **“Solution Building Blocks”: ‘Solution-Ready Initial Product/Project Work Items’ (e.g., High Level ‘Epic’ User Stories, Capabilities, etc.)**

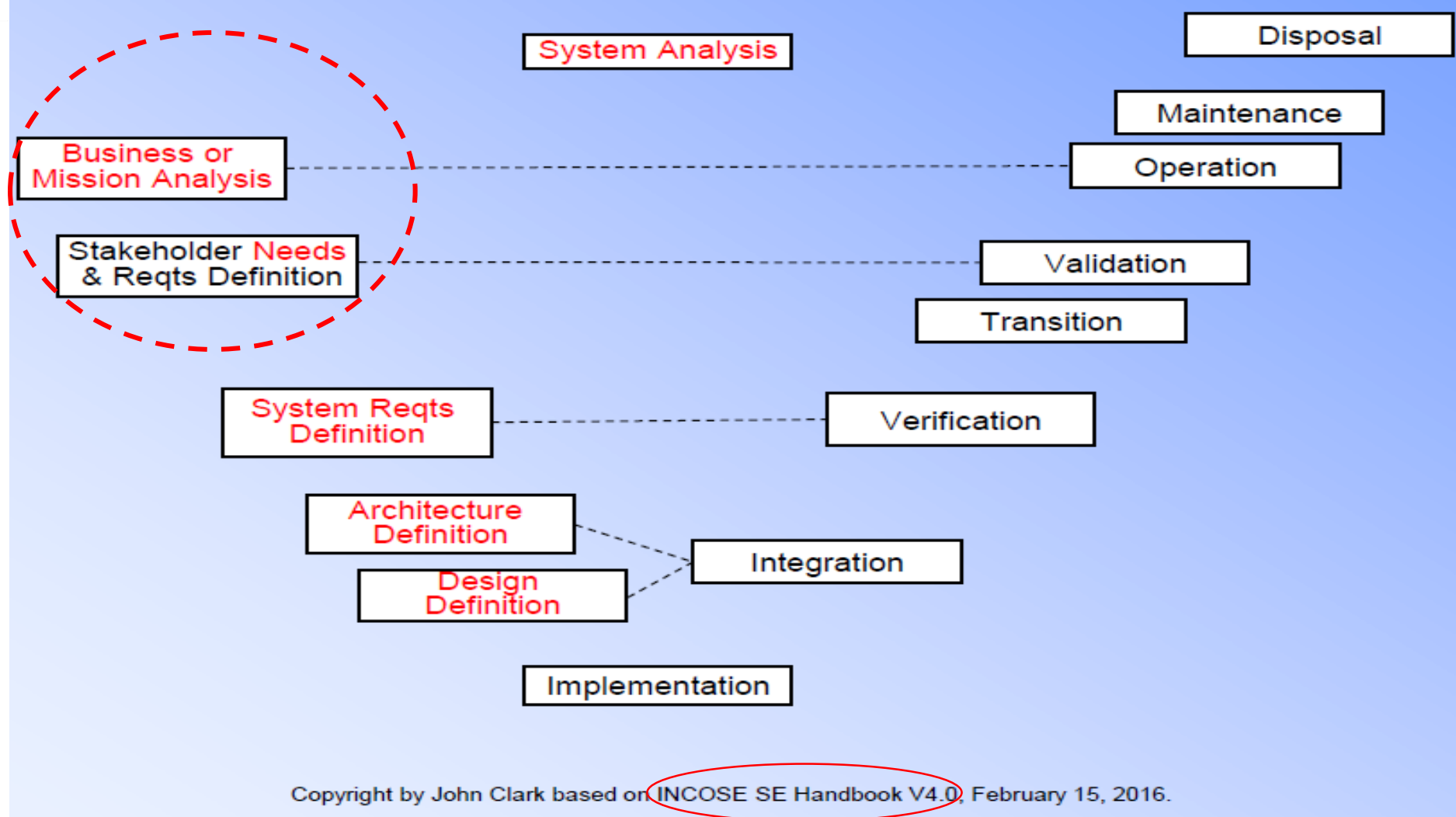
LSM/Agile Presentation Information

- The roles and responsibilities of Program and Project Engineers and Managers are rapidly evolving.
- The purpose of this Presentation is to acquaint engineers and managers with some current and modern tools and techniques being used, specifically in the initial Project Planning phases of System Development Lifecycle (SDLC) projects.
- Presentation information will be based on example Problem Statements and User Scenario narratives for a Notional Microgrid Reference Model (uGrid RM) MBSE project integrating hardware, software, data, processes, and people.
- A Primary Objective of the Presentation is to highlight the value of using best practices from the Lean Startup Method (LSM) and Agile (Scrum) Product Backlog Item (PBI) Development during initial project planning and requirements analysis.
- Using information from this Presentation, attendees will be introduced to LSM/Agile process steps and techniques involved in developing project initial planning information and artifacts for Problem Validation, User Validation, Solution Validation, and Solution Building Blocks (e.g., Capabilities, High Level Requirements, etc.).
- The **Objective** of using LSM/Agile for Initial Project Planning, is to develop an **Actionable Set of Project Focus Mechanisms**. that can be used to enhance the start of any project—no matter the methodology.

LSM/Agile: Right, Right From The Start – Or Else



IPP in the System Development Life Cycle



IPP in the System Development Life Cycle

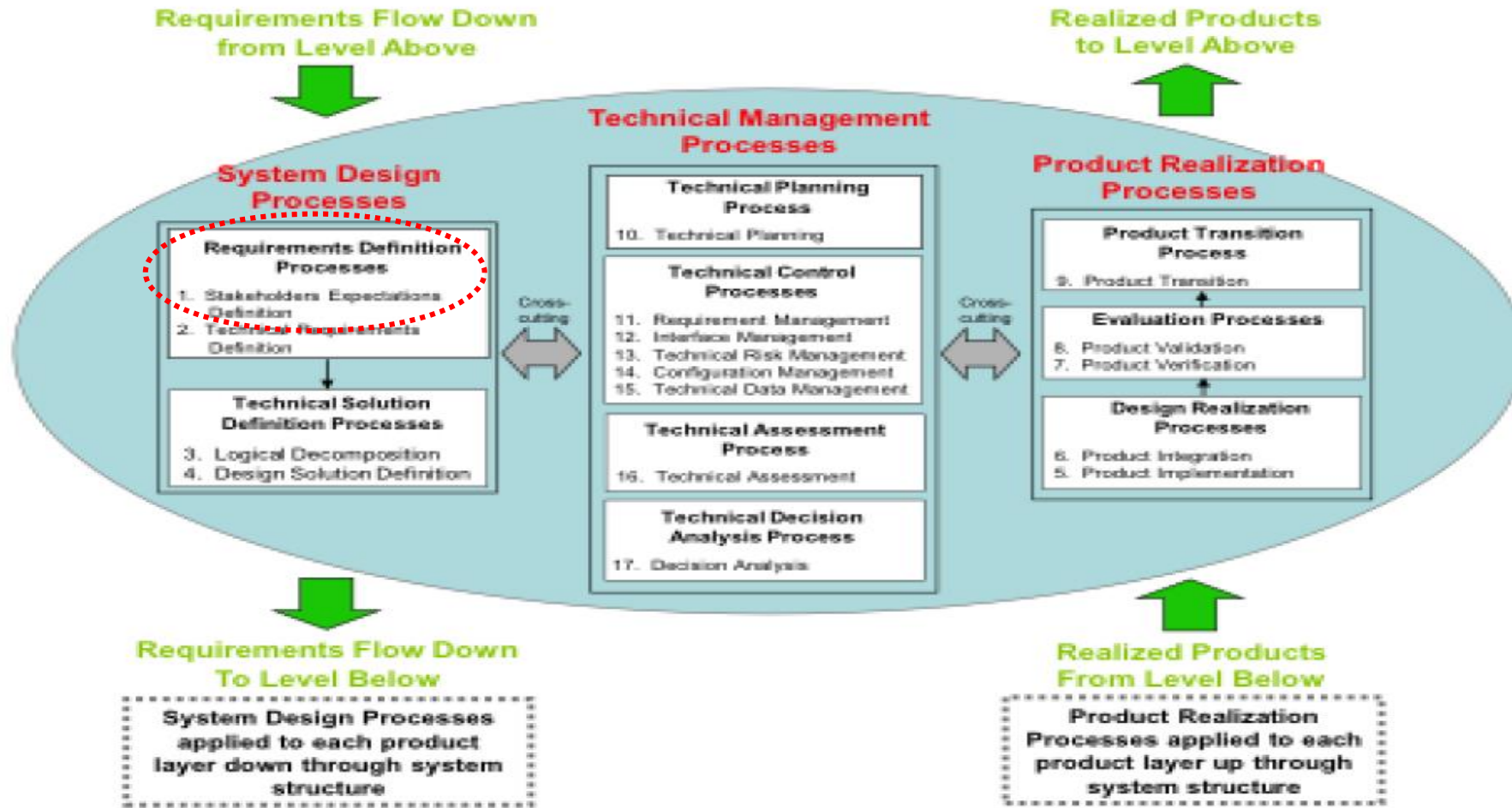
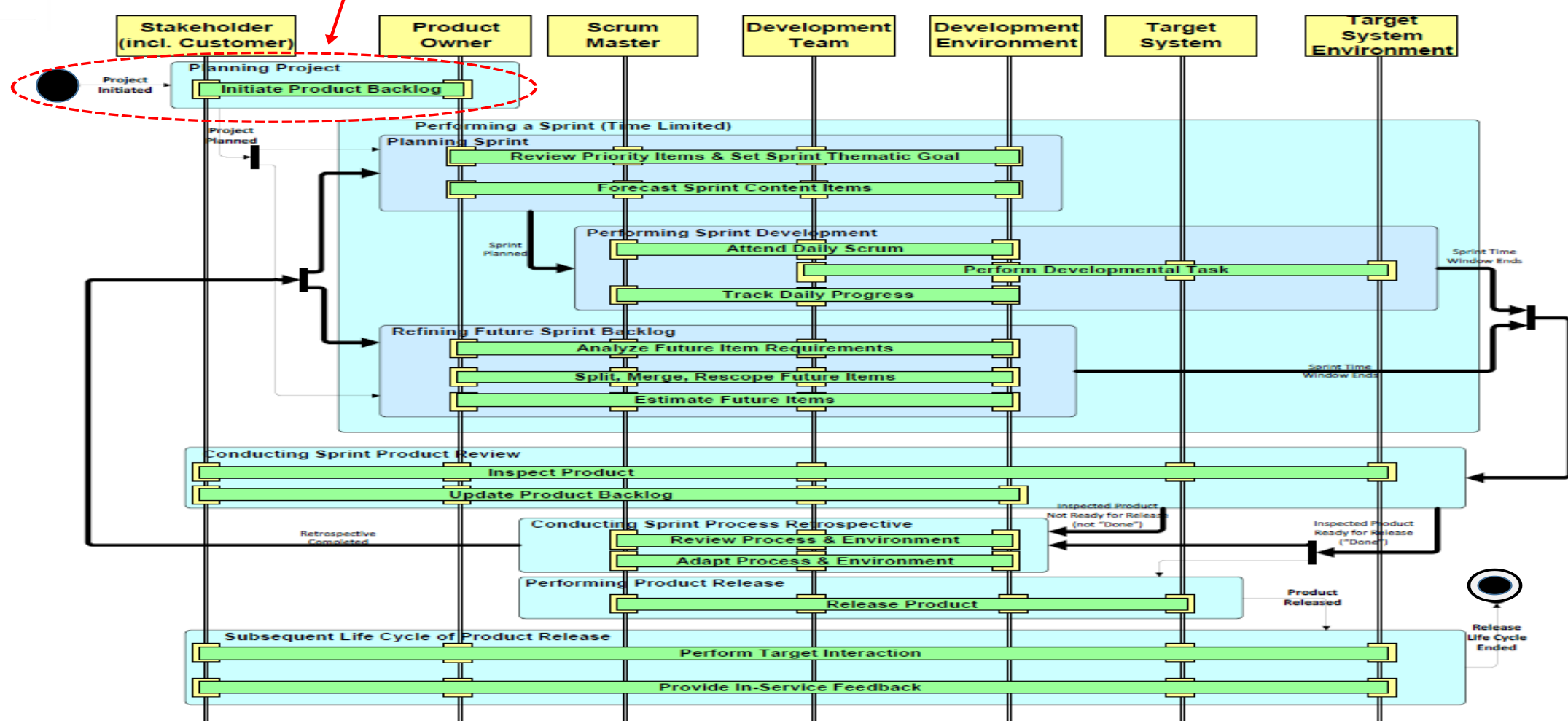


Figure 3 1 - Systems Engineering (SE) Engine

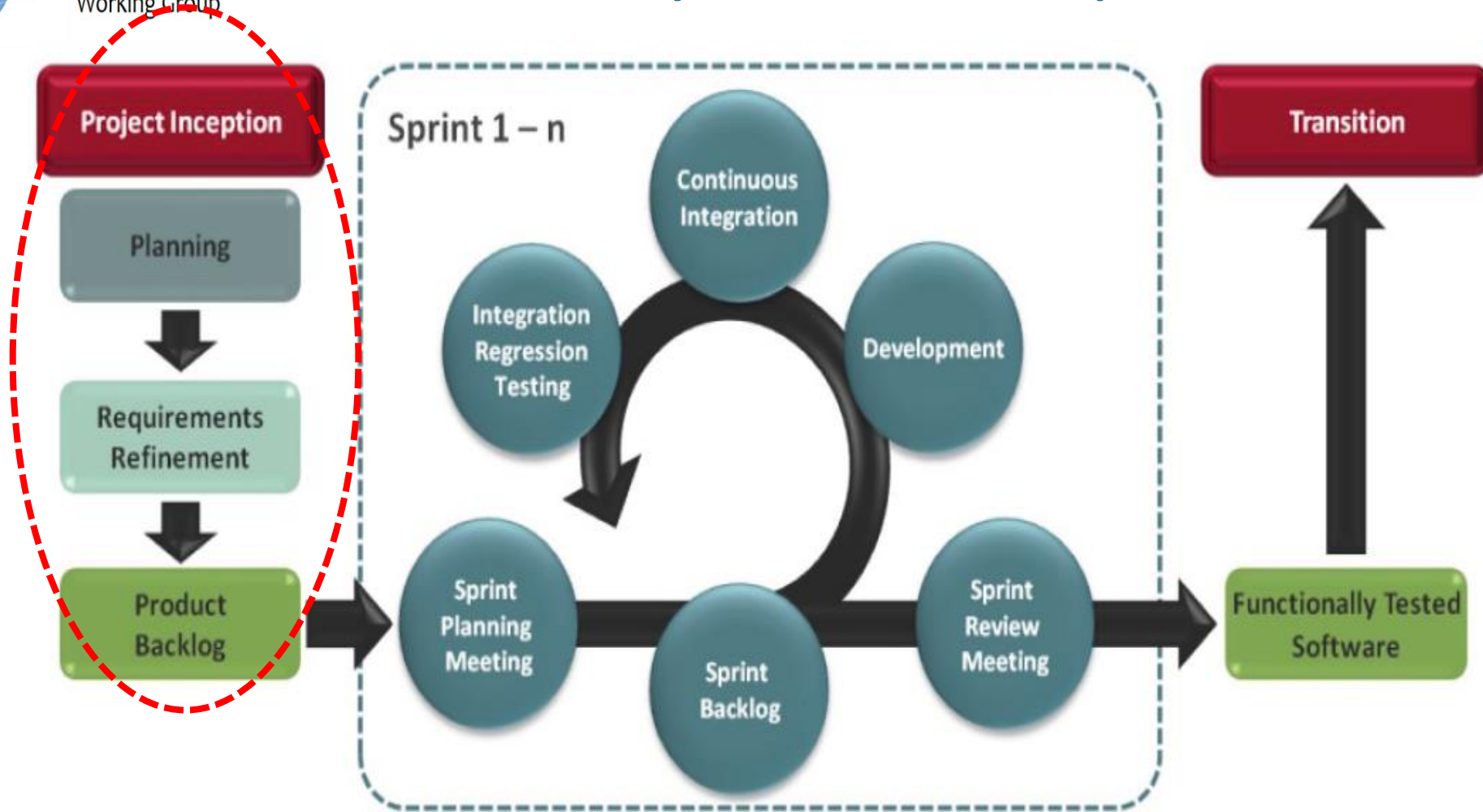
https://snebulos.mit.edu/projects/reference/NASA-Generic/NPR_7123_1B.pdf

LSM/Agile: Example in an Agile Project Lifecycle



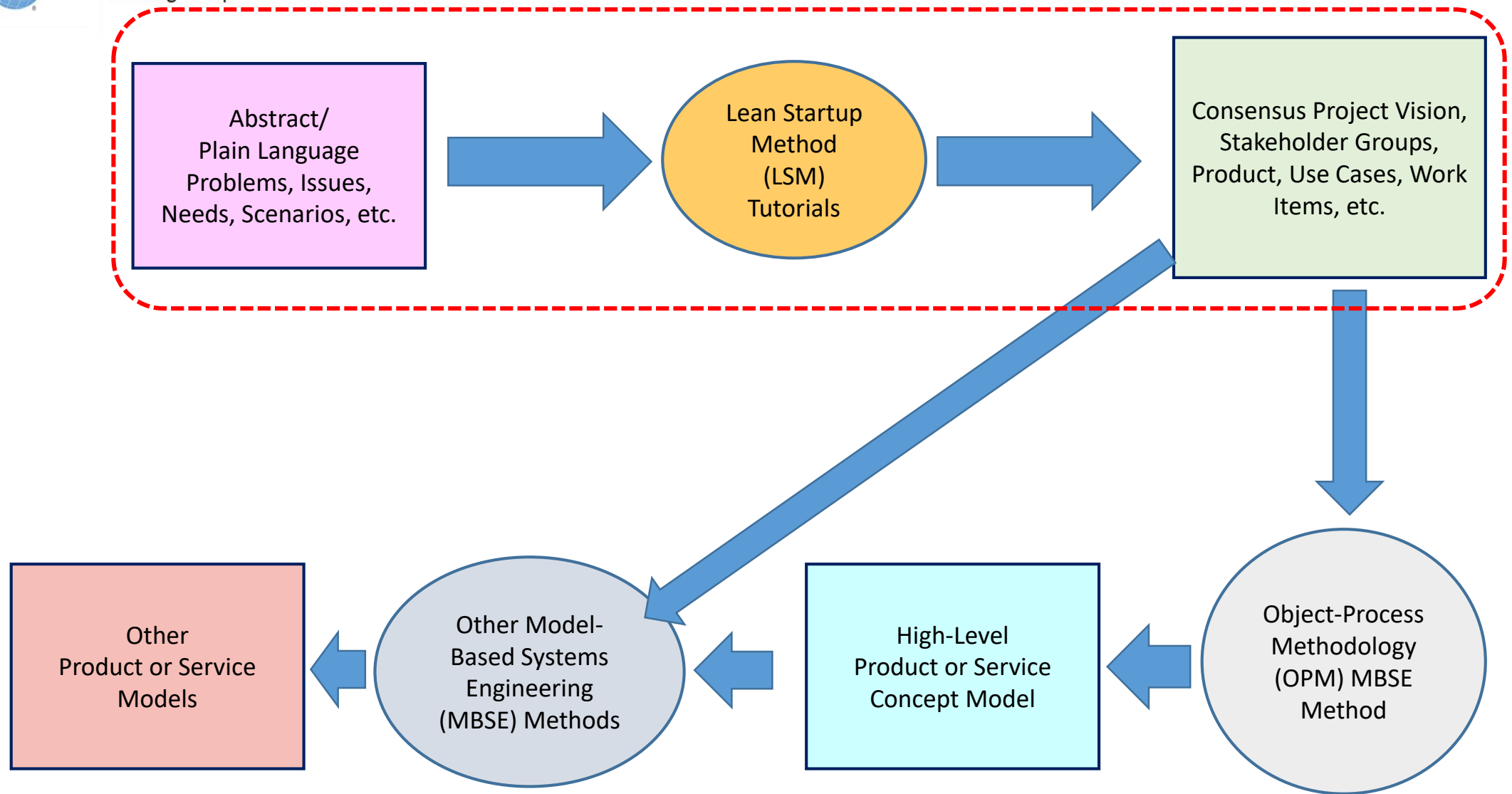
Copyright© 2016 by W. D. Schindel and Rick Dove. Permission granted to INCOSE to publish and use.

IPP in the System Development Life Cycle

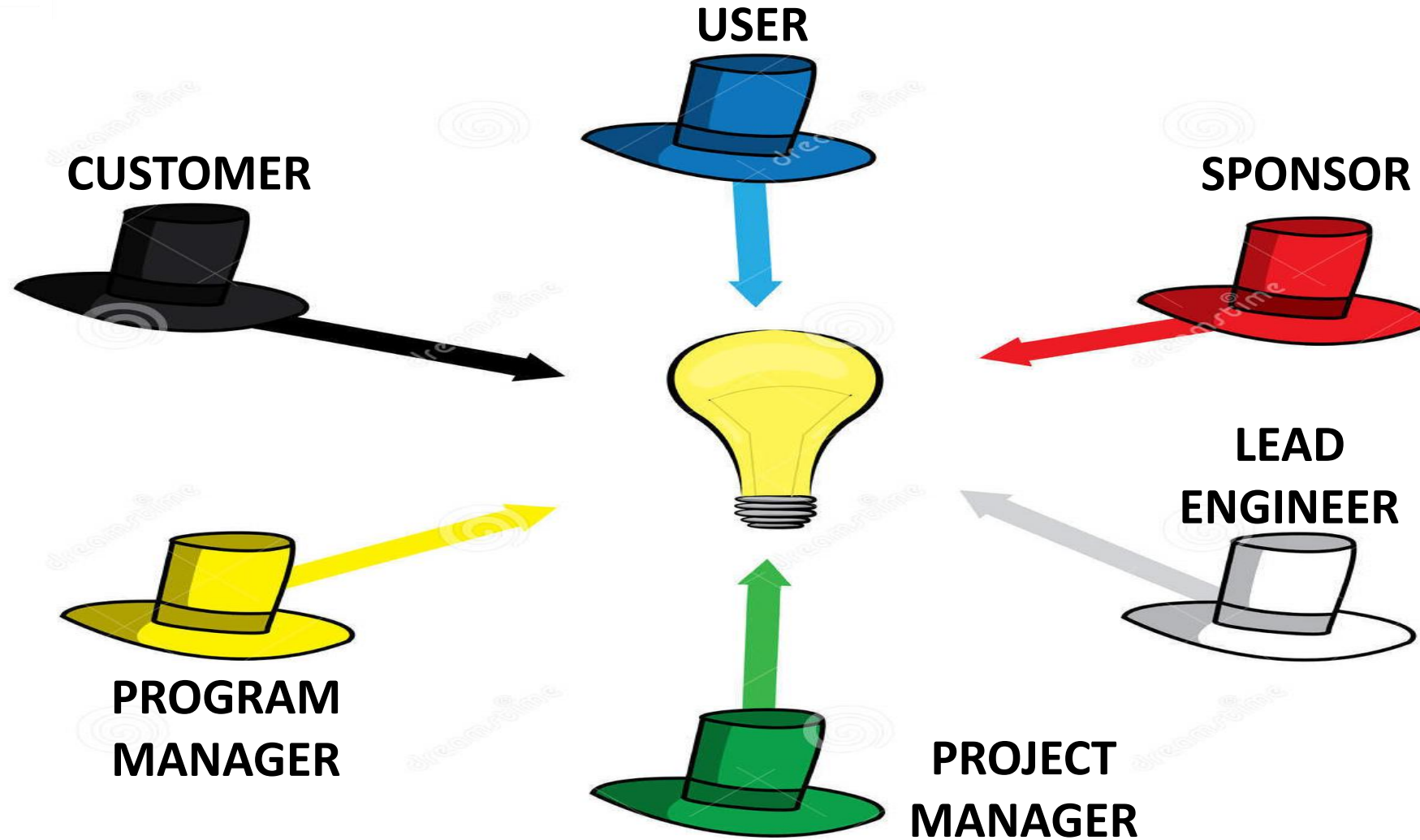


<https://tinyurl.com/y83g9vv1>

LSM/Agile: Example Objectives



LSM/Agile: 'HATS' (Examples)



LSM/Agile: 'HATS' (Examples)

Eight uGrid RM Project “HATS”

Project Lead

System Integrator

Consumer

(Hospital, etc.)

Producer

Customer

(County, etc.)

Infrastructure

Engineers

(Systems, Software, etc.)

Ops Manager

(County, etc.)

uGrid RM Project - Title and Purpose

Info: sgabriele@gemsllearning.net

SYSTEMS THINKING ROUNDTABLE

FACILITATOR GUIDE (300 words: 2.5 minutes read aloud)

At __:00 a.m. begin. Don't read words in parentheses.)

1. Welcome, to our Systems Thinking RoundTable (RT). My name is __, and I am today's facilitator. The RoundTable Guide is in front of you. (Be sure new people have RT Guides). We propose to suspend judgment and experience this together without stopping for 45 minutes today. Let's take one minute and go around the room for initial introductions--about three words: e.g., your first name, **role/title, school**. (Cue the person on your left).
2. Thank you and welcome again to everyone. For our reflection today, I'll suggest the topics __ (see bottom of page) for everyone to comment on. While we each consider the topics for a few minutes, I'll ask for volunteers to read aloud the RoundTable Guidelines on the right. Will __ read OUR FORMAT?... OUR PURPOSES?... GUIDELINES FOR LISTENING?... GUIDELINES FOR SPEAKING?... GUIDELINES FOR RESPONDING?..

(At __:05 a.m. please read...)

3. Did anyone come in after the introductions?... Welcome! (Option: Ask for 3-word intro and offer RT Guide).
4. Again, today's suggested topics are: __*. I would like to hear everyone's thoughts about these topics or anything else that is on your mind. Let's each take about (__) minutes to speak. I will use a timer to help us stay on time. Please speak so that everyone can hear. What you say is important to us. (Options: I will start, or we'll start with __) and continue around the circle. (If time permits: a 2nd, 3rd full round.)
5. (If there is time) Anyone who hasn't spoken who is ready to speak now?

(At __:45 a.m. please read...)

6. It's time to close.
7. Thank you all for coming today. We hope to see you at a future session. If you have something more to say, ask a colleague to listen to you on your way out.

READINGS: RoundTable Guidelines (300 words: 2.5 min.)

OUR FORMAT. Our unique format is a new best practice in systems thinking. We spend 5 minutes listening to short readings and the suggested topics. We then spend **40** minutes on individual comments, time divided equally among all present (e.g. 22 people = 2 minutes each). Each session is facilitated by a different volunteering facilitator chosen from those in attendance.

OUR PURPOSES. We use a facilitator guide/script and basic readings--RoundTable Guidelines--for many reasons: 1- We pack in a great deal of information in a very short time, thus leaving maximum time for each of us to present our ideas. 2- The result is we hear everyone's point of view on a topic. 3- We experience some new real-time effortless practices in equal participation: including rotating, distributed leadership; equal time; as well as a simple scaffold to facilitate conscious self-guided evolution. 4- We have found that just as we break the sound barrier when we travel faster than the speed of sound, we break the communication barrier when we hear 20 authentic viewpoints in 45 minutes--and a different facilitator at each session.

GUIDELINES FOR LISTENING. Listening to the 5 minutes of readings allows us the opportunity to quiet our minds and silently reflect on the topics, the readings, our inner thoughts, and our work and lives. Listening to each other's comments, we hear a great variety of viewpoints. We consciously shift our attitudes from "evaluation" to "valuation," from critiquing to appreciating, from problem-solving to ideal-seeking -- towards one another and towards ourselves.

GUIDELINES FOR SPEAKING. At your turn, please say your name again. Then say something about today's topic, or anything else that is on your mind. Let's each take only one turn to speak and limit our time, so we can offer everyone a turn. Or, if you prefer, pass your turn and just listen today.

GUIDELINES FOR RESPONDING. The facilitator may say "thank you" after you speak. In the interest of time and purpose, we will save all other responses to each other until after the session. We don't want to divert others, or be diverted, from our own individual learning. If someone says something that you want to build on, you may want to make a note of it so you can do so during your turn.

LSM/Agile: Project Title & Purpose (Examples)

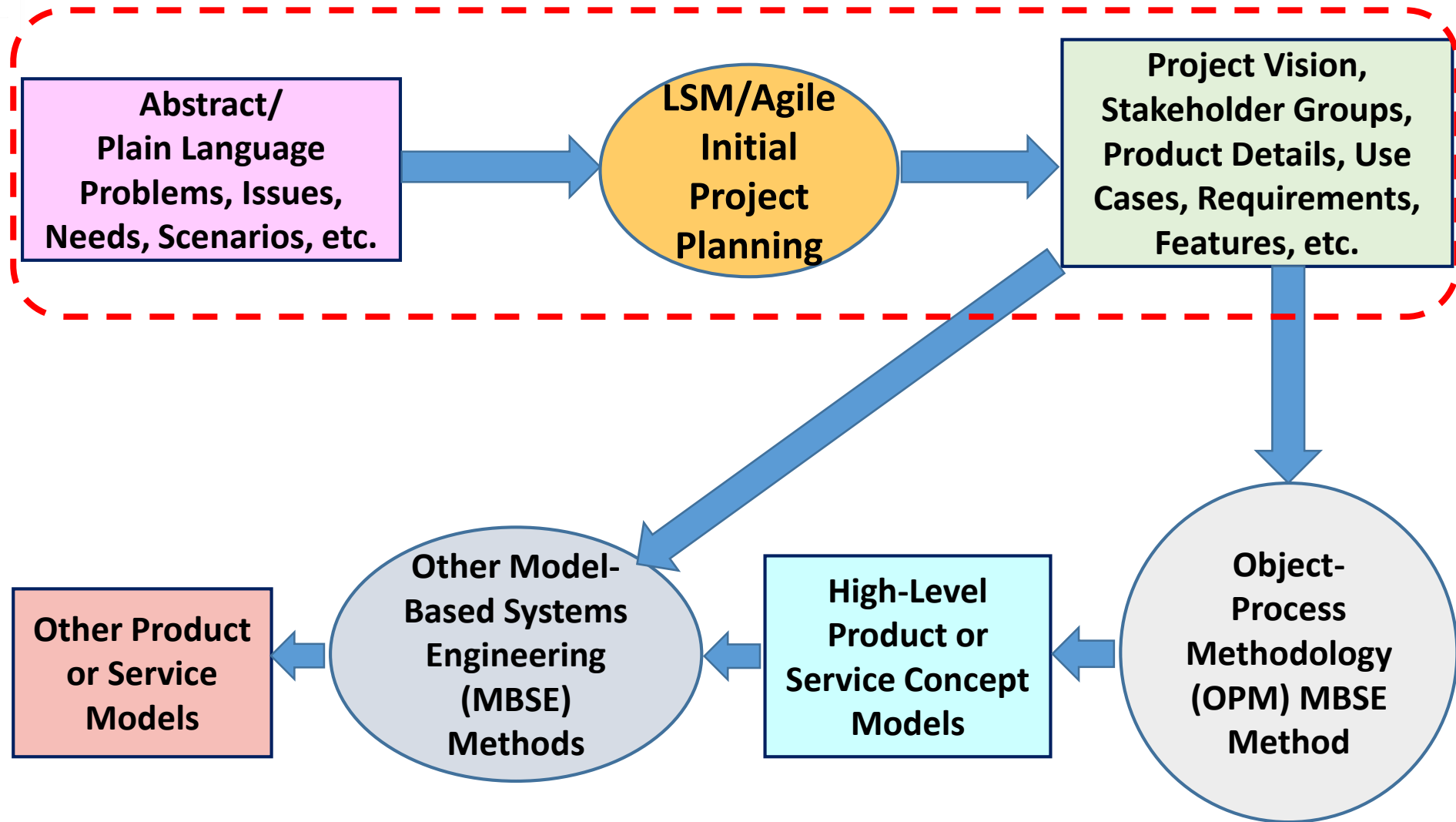
Project Title:

***“Microgrid (uGrid)
Reference Model (RM)
and Application Process”***

Project Purpose:

***“Use LSM to Produce
Initial Work Items
for uGrid RM Project”***

LSM/Agile IPP Roadmap



LSM/Agile IPP: Process Flow

“PROBLEM VALIDATION”

Product Vision Board Extended (PVBE)

Vision What is your vision, your overarching goal for creating the product?			
Target group Which market segment does the product address? Who are the target users and customers?	Needs How does the product create value for its users? What problem does it solve? Which benefit does it provide?	Product What product is it? What makes it desirable and special? Is it feasible to develop the product?	Business Goals How is the company going to benefit the company? What are the business goals? Which one is most important?
Competitors Who are product's main competitors? What are their strengths and weaknesses?	Revenue Sources How can you monetise your product and generate revenue? What does it take to open up the revenue sources?	Cost Factors What are the main cost factors to develop, market, sell and service the product? What resources and activities incur the highest cost?	Channels How will you market and sell the product to the customers? Do the channels exist today?

www.romangichler.com



-- Compliant with Lean Business Model Canvas (BMC)
-- Can be shared in tools like Atlassian 'Confluence'

“USER VALIDATION”

Persona Templates

PICTURE & NAME What does the persona look like? What is its name? Choose a picture and a name that are representative, and that allow you to develop sympathy for the persona.	DETAILS What are the persona's relevant characteristics and behaviours? Consider demographics, job, lifestyle, spare time activities, attitudes, and common tasks, for instance.	GOAL Why would the persona want to buy or use the product? What problems should the product solve? What benefits does the persona want to achieve? If there are multiple problems or benefits, identify the main one and put it at the top.
---	---	--

http://www.romangichler.com/



-- Can be shared in tools like Atlassian 'Confluence'

“SOLUTION-READY PBIs”

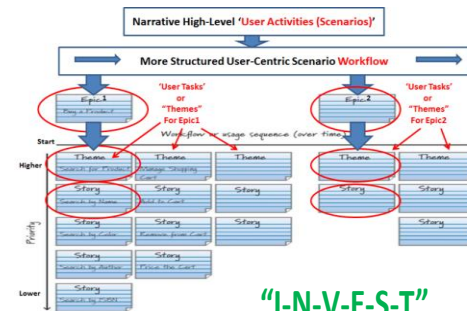
Initial Product Backlog Items (PBIs)



-- Can be linked/shared in tools like Atlassian 'Confluence' & 'Jira'

“SOLUTION BUILDING BLOCKS”

User Story Workshop/Story Mapping



-- Can be linked/shared in tools like Atlassian 'Confluence' & 'Jira'

“SOLUTION VALIDATION”

Product Canvas

Name The name of the product.	Goal The reason for creating the product.	Metrics The measures to determine if the goal has been met.
Target Group The users and the customers with their needs. Personas are a great way to describe the target group.	Big Picture The desired user experience (UX): the user journeys, the product functionality, the visual design, and the nonfunctional properties. Epics, scenarios, storyboards, workflows, design sketches, mock-ups, and constraint stories are helpful techniques.	Product Details The goal of the next iteration with specific actionable items to reach the goal. The items are ordered from one to n, and may be captured as detailed user stories.

http://www.romangichler.com/



-- Can be shared in tools like Atlassian 'Confluence'

Lean Startup Method (LSM): Introduction

- Also called, “**Lean Launchpad**”
- A philosophy and methodology based on 1980s **Lean Manufacturing**.
- A learnable and shareable **stakeholder-centric** method to quickly and iteratively start to develop a new product or service, or update existing products or services.
- Developed in its current form by American entrepreneur **Eric Ries**, founder and CEO of the Long Term Stock Exchange (LTSE).
 - A former student of **Steve Blank**, who pioneered the **Lean Startup Movement** with his **Customer Development** concept.

Understanding Stakeholders and Stakeholder Feedback are at the center of successful use of LSM for Initial Project Planning and Initial Requirements Analysis.

Starting with an ‘Outcome’, not a ‘Solution’!

Who's Using LSM?



National Science Foundation (NSF) Innovation Corps (I-Corps)

https://www.nsf.gov/news/special_reports/i-corps/index.jsp

National Geospatial Intelligence Agency (NGA)

<https://federalnewsradio.com/fed-access/2017/10/innovation-at-the-nga/>

National Security Agency (NSA)

<https://www.acast.com/leanstartup/7-season-3-how-lean-startup-co-coaches-support-department-of-defense-innovation>

Office of Naval Research (ONR)

<https://steveblank.com/2017/10/10/office-of-naval-research-onr-goes-lean/>

U.S. State Department

<https://steveblank.com/2016/10/31/the-state-department-gets-schooled-hacking-for-diplomacy/>

Dropbox, Wealthfront, Grockit, imvu, Votizen, Aardvark

<http://theleanstartup.com/casestudies#dropbox>

LSM/Agile IPP: Process Flow

“PROBLEM VALIDATION”

Product Vision Board Extended (PVBE)

Vision What is your vision, your overarching goal for creating the product?			
Target group Which market segment does the product address? Who are the target users and customers?	Needs How does the product create value for its users? What problem does it solve? Which benefit does it provide?	Product What product is it? What makes it desirable and special? Is it feasible to develop the product?	Business Goals How is the product going to benefit the company? What are the business goals? Which one is most important?
Competitors Who are product's main competitors? What are their strengths and weaknesses?	Revenue Sources How can you monetize your product and generate revenue? What does it take to open up the revenue sources?	Cost Factors What are the main cost factors to develop, market, sell and service the product? What resources and activities incur the highest cost?	Channels How will you market and sell the product to the customers? Do the channels exist today?

www.romangpichler.com

- Compliant with Lean Business Model Canvas (BMC)
- Can be shared in tools like Atlassian 'Confluence'

← The Next Part of This Presentation!

“USER VALIDATION”

Persona Templates

PICTURE & NAME	DETAILS	GOAL
What does the persona look like? What is its name? Choose a picture and a name that are representative, and that allow you to develop sympathy for the persona.	What are the persona's relevant characteristics and behaviours? Consider demographics, job, lifestyle, spare time activities, attitudes, and common tasks, for instance.	Why would the persona want to buy or use the product? What problems should the product solve? What benefits does the persona want to achieve? If there are multiple problems or benefits, identify the main one and put it at the top.

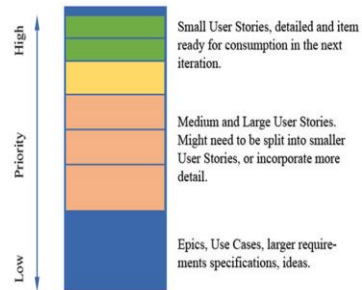
http://www.romangpichler.com/



- Can be shared in tools like Atlassian 'Confluence'

“SOLUTION-READY PBIs”

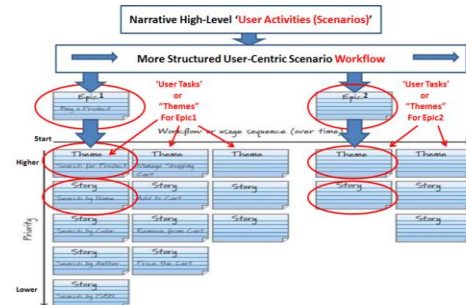
Initial Product Backlog Items (PBIs)



- Can be linked/shared in tools like Atlassian 'Confluence' & 'Jira'

“SOLUTION BUILDING BLOCKS”

User Story Workshop/Story Mapping



- Can be linked/shared in tools like Atlassian 'Confluence' & 'Jira'

“SOLUTION VALIDATION”

Product Canvas

Name	Goal	Metrics
The name of the product.	The reason for creating the product.	The measures to determine if the goal has been met.
Target Group The users and the customers with their needs. Personas are a great way to describe the target group.	Big Picture The desired user experience (UX): the user journeys, the product functionality, the visual design, and the nonfunctional properties. Epics, scenarios, storyboards, workflow, design sketches, mock-ups, and constraint stories are helpful techniques.	Product Details The goal of the next iteration with specific actionable items to reach the goal. The items are ordered from one to n, and may be captured as detailed user stories.

http://www.romangpichler.com/



- Can be shared in tools like Atlassian 'Confluence'

LSM/Agile IPP Step: “Problem Validation”

“PROBLEM VALIDATION”

Product Vision Board Extended (PVBE)

 Vision What is your vision, your overarching goal for creating the product?			
 Target group Which market segment does the product address? Who are the target users and customers?	 Needs How does the product create value for its users? What problem does it solve? Which benefit does it provide?	 Product What product is it? What makes it desirable and special? Is it feasible to develop the product?	 Business Goals How is the product going to benefit the company? What are the business goals? Which one is most important?
 Competitors Who are product's main competitors? What are their strengths and weaknesses?	 Revenue Sources How can you monetise your product and generate revenue? What does it take to open up the revenue sources?	 Cost Factors What are the main cost factors to develop, market, sell and service the product? What resources and activities incur the highest cost?	 Channels How will you market and sell the product to the customers? Do the channels exist today?

www.romanpichler.com



- Compliant with Lean Business Model Canvas (BMC)
- Can be captured and managed as a ‘Confluence Space’

LSM/Agile IPP: "Problem Validation" (Ex.)

Facilitate a model-based systems approach to develop microgrids.

TARGET GROUPS: <ul style="list-style-type: none"> - System Integrator - Customer 	NEEDS: <ul style="list-style-type: none"> - Challenge to reconcile multiple stakeholder concerns & emerging threats - Improved Collaborative decision-making for acquisition and development. 	PRODUCT <ul style="list-style-type: none"> - Common Vocabulary - Multiple Views - Decision-making ^{Critical} - Scalable Scope - Composable - Configurable 	MISSION GOALS <ul style="list-style-type: none"> 1 Optimize Development 4 Improved Planning 2 Risk Reduction 3 Improved Comms
COMPETITORS: <ul style="list-style-type: none"> - Legacy Methods (AD HOCERY) - Non-Profits - Commercial Enterprises - Governments 	REV. SOURCES: <ul style="list-style-type: none"> - Governments - Crowd Resources - Non-Profits - Venture Capitalists - Commercial Enterprises 	COST FACTORS <ul style="list-style-type: none"> - Maintenance - Schedule - Training - Tools - Labor (Vols vs Profs) 	CHANNELS <ul style="list-style-type: none"> - Professional Society (Journals, etc.) - Conferences (ET, etc.) - News Media - Government Comms

LSM/Agile IPP: “Problem Validation” (Ex.)

VISION: Facilitate a Model-Based Systems Approach to Develop Micro-Grids

TARGET GROUP

- System Integrator
- Customer

NEEDS

- Challenge to reconstruct multiple stakeholder concerns and emerging threats.
- Improved collaborative decision-making for acquisition and development.

PRODUCT

- Common vocabulary
- Multiple views
- Decision-making criteria
- Scalable scope
- Composable
- Configurable

MISSION/GOALS

- 1 Optimize Development
- 2 Risk Reduction
- 3 Improved Comms
- 4 Improved Planning

COMPETITORS

- Legacy Methods
- Non-Profits
- Commercial Enterprises
- Governments

REVENUE SOURCES

- Governments
- Crowd Resources
- Non-Profits
- Venture Capitalists
- Commercial Enterprises

COST FACTORS

- Maintenance
- Schedule
- Training
- Tools
- Labor (Vols vs Professionals)

CHANNELS

- Professional Societies
- Conferences
- News Media
- Government Communications

LSM/Agile IPP: Process Flow

"PROBLEM VALIDATION"

Product Vision Board Extended (PVBE)

Vision What is your vision, your overarching goal for creating the product?			
Target group Which market segment does the product address? Who are the target users and customers?	Needs How does the product create value for its users? What problem does it solve? Which benefit does it provide?	Product What product is it? What makes it desirable and special? Is it feasible to develop the product?	Business Goals How is the product going to benefit the company? What are the business goals? Which one is most important?
Competitors Who are product's main competitors? What are their strengths and weaknesses?	Revenue Sources How can you monetize your product and generate revenue? What does it take to open up the revenue sources?	Cost Factors What are the main cost factors to develop, market, sell and service the product? What resources and activities incur the highest cost?	Channels How will you market and sell the product to the customers? Do the channels exist today?

www.romanpichler.com



- Compliant with Lean Business Model Canvas (BMC)
- Can be shared in tools like Atlassian 'Confluence'

**The Next Part of
This Presentation!**



"USER VALIDATION"

Persona Templates

PICTURE & NAME	DETAILS	GOAL
What does the persona look like? What is its name? Choose a picture and a name that are representative, and that allow you to develop sympathy for the persona.	What are the persona's relevant characteristics and behaviours? Consider demographics, job, lifestyle, spare time activities, attitudes, and common tasks, for instance.	Why would the persona want to buy or use the product? What problems should the product solve? What benefits does the persona want to achieve? If there are multiple problems or benefits, identify the main one and put it at the top.

http://www.romanpichler.com/

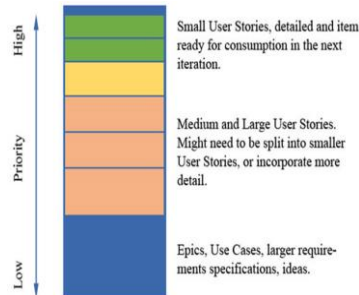


- Can be shared in tools like Atlassian 'Confluence'



"SOLUTION-READY PBIs"

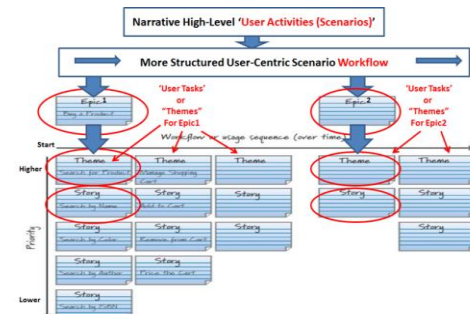
Initial Product Backlog Items (PBIs)



- Can be linked/shared in tools like Atlassian 'Confluence' & 'Jira'

"SOLUTION BUILDING BLOCKS"

User Story Workshop/Story Mapping



- Can be linked/shared in tools like Atlassian 'Confluence' & 'Jira'

"SOLUTION VALIDATION"

Product Canvas

Name	Goal	Metrics
The name of the product.	The reason for creating the product.	The measures to determine if the goal has been met.
Target Group The users and the customers with their needs. Personas are a great way to describe the target group.	Big Picture The desired user experience (UX): the user journeys, the product functionality, the visual design, and the nonfunctional properties. Epics, scenarios, storyboards, workflows, design sketches, mock-ups, and constraint stories are helpful techniques.	Product Details The goal of the next iteration with specific actionable items to reach the goal. The items are ordered from one to n, and may be captured as detailed user stories.

http://www.romanpichler.com/






- Can be shared in tools like Atlassian 'Confluence'

LSM/Agile IPP Step: “User Validation”

“USER VALIDATION”

Persona Templates

 PICTURE & NAME	 DETAILS	 GOAL
<p>What does the persona look like? What is its name?</p> <p>Choose a picture and a name that are representative, and that allow you to develop sympathy for the persona.</p>	<p>What are the persona's relevant characteristics and behaviours?</p> <p>Consider demographics, job, lifestyle, spare time activities, attitudes, and common tasks, for instance.</p>	<p>Why would the persona want to buy or use the product?</p> <p>What problems should the product solve?</p> <p>What benefits does the persona want to achieve?</p> <p>If there are multiple problems or benefits, identify the main one and put it at the top.</p>

<http://www.romanpichler.com/>



-- Can be captured and managed as a ‘Confluence Space’

LSM/Agile: uGrid RM “Persona List” (Ex.)


	Personas
- Ricky the Risk Manager	- Carl the City Planner
- Logan the Logistician	- Rob the Economics Analyst
- M+M the model maintainer	- Sam the SWE
- Eddie the Environmentalist	- Tony the Terrorist
- Nigel the NW Engineer	- Tom the Threat Analyst
- AL the Standards and Governance Specialist	- Mike the System Integrator
- Fred the Tester.	- John the County Planner
- Ted the Toolsmith	- Larry the Insider
- Paul the Power Provider	- Harry the Hacker
- Wally the Wire Guy	- Sarah the Campus Facilities mgr.
- Kitty the Configuration Mgr	- Victoria the Venture Capitalist
- Nat the Natural Resource Provider	

LSM/Agile: uGrid RM “Persona List” (Ex.)


uGrid RM Personas (Stakeholder Groups)	
Ricky the Risk Manager	Carl the City Planner
Logan the Logistician	Rob the Economics Analyst
Mike the Model Manager	Sam the Software Engineer
Eddie the Environmentalist	Nigel the Network Engineer
Alan the Standards & Governance Specialist	Tony the Terrorist
Fred the Model Tester	Marty the Systems Integrator
Ted the Toolsmith	Tom the Threat Analyst
Paul the Power Provider	John the County Planner
Wally the Wire Guy	Larry the Insider (Threat)
Kitty the Configuration Manager	Harry the Hacker
Nat the Natural Resource Provider	Sarah the Campus Facilities Manager
Victoria the Venture Capitalist	Rita the Systems Engineer

LSM/Agile: uGrid RM “Persona Template” (Ex.)

Example Persona Template

Picture/Name/ Title/ Role	Details	Goals
<p>Sandy</p>  <p>uGrid RM modeler</p>	<ul style="list-style-type: none"> - Expert MBSE Modeler. - Systems Engineer - SE Tool(s) Expert - Highly motivated - (see Resume/CV) 	<ul style="list-style-type: none"> - Demonstrate Value of MBSE in General and uGrid RM in particular. - Promote using Models for Decision-making. - Convey thinking and give direction to Modeling Team. - Demonstrate a real potential solution for real-world problems.

LSM/Agile: uGrid RM “Persona Template” (Ex.)

PICTURE/NAME/TITLE	DETAILS	GOALS
<p>Samantha</p>  <p>uGrid RM Modeler</p>	<ul style="list-style-type: none"> -- Expert MBSE Modeler -- Systems Engineer -- Systems Engineering Tools Expert -- Highly Motivated -- (See Resume and CV) 	<ul style="list-style-type: none"> -- Demonstrate value of MBSE in general and uGrid RM in particular. -- Promote using models for decision-making. -- Convey thinking and give direction to modeling team. -- Demonstrate a real potential solution for real-world problems.

Example “Persona Cards”



LSM/Agile IPP: Process Flow

“PROBLEM VALIDATION”

Product Vision Board Extended (PVBE)

Vision What is your vision, your overarching goal for creating the product?			
Target group Which market segment does the product address? Who are the target users and customers?	Needs How does the product create value for its users? What problem does it solve? Which benefit does it provide?	Product What product is it? What makes it desirable and special? Is it feasible to develop the product?	Business Goals How is the product going to benefit the company? What are the business goals? Which one is most important?
Competitors Who are product's main competitors? What are their strengths and weaknesses?	Revenue Sources How can you monetise your product and generate revenue? What does it take to open up the revenue sources?	Cost Factors What are the main cost factors to develop, market, sell and service the product? What resources and activities incur the highest cost?	Channels How will you market and sell the product to the customers? Do the channels exist today?

www.romanpichler.com

-- Compliant with Lean Business Model Canvas (BMC)
-- Can be shared in tools like Atlassian 'Confluence'

“USER VALIDATION”

Persona Templates

PICTURE & NAME	DETAILS	GOAL
What does the persona look like? What is its name? Choose a picture and a name that are representative, and that allow you to develop sympathy for the persona.	What are the persona's relevant characteristics and behaviours? Consider demographics, job, lifestyle, spare time activities, attitudes, and common tasks, for instance.	Why would the persona want to buy or use the product? What problems should the product solve? What benefits does the persona want to achieve? If there are multiple problems or benefits, identify the main one and put it at the top.

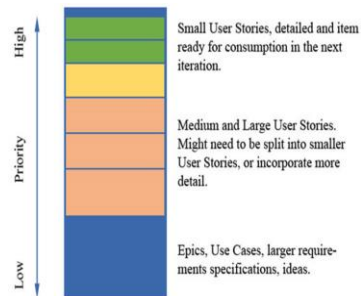
http://www.romanpichler.com/

-- Can be shared in tools like Atlassian 'Confluence'

The Next Part of
This Presentation!

“SOLUTION-READY PBIs”

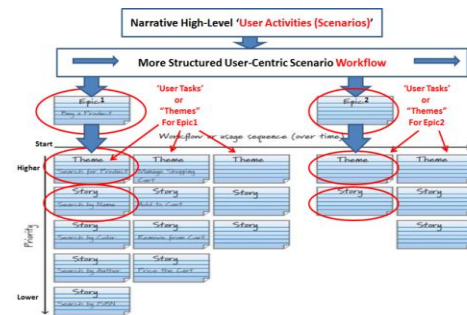
Initial Product Backlog Items (PBIs)



-- Can be linked/shared in tools like Atlassian 'Confluence' & 'Jira'

“SOLUTION BUILDING BLOCKS”

User Story Workshop/Story Mapping



-- Can be linked/shared in tools like Atlassian 'Confluence' & 'Jira'

“SOLUTION VALIDATION”

Product Canvas







Name	Goal	Metrics
The name of the product.	The reason for creating the product.	The measures to determine if the goal has been met.
Target Group The users and the customers with their needs. Personas are a great way to describe the target group.	Big Picture The desired user experience (UX) the user journeys, the product functionality, the visual design, and the nonfunctional properties. Epics, scenarios, storyboards, workflows, design sketches, mock-ups, and constraint stories are helpful techniques.	Product Details The goal of the next iteration with specific actionable items to reach the goal. The items are ordered from one to n, and may be captured as detailed user stories.

http://www.romanpichler.com/

-- Can be shared in tools like Atlassian 'Confluence'

LSM/Agile IPP: “Solution Validation”

“*SOLUTION VALIDATION*” Product Canvas

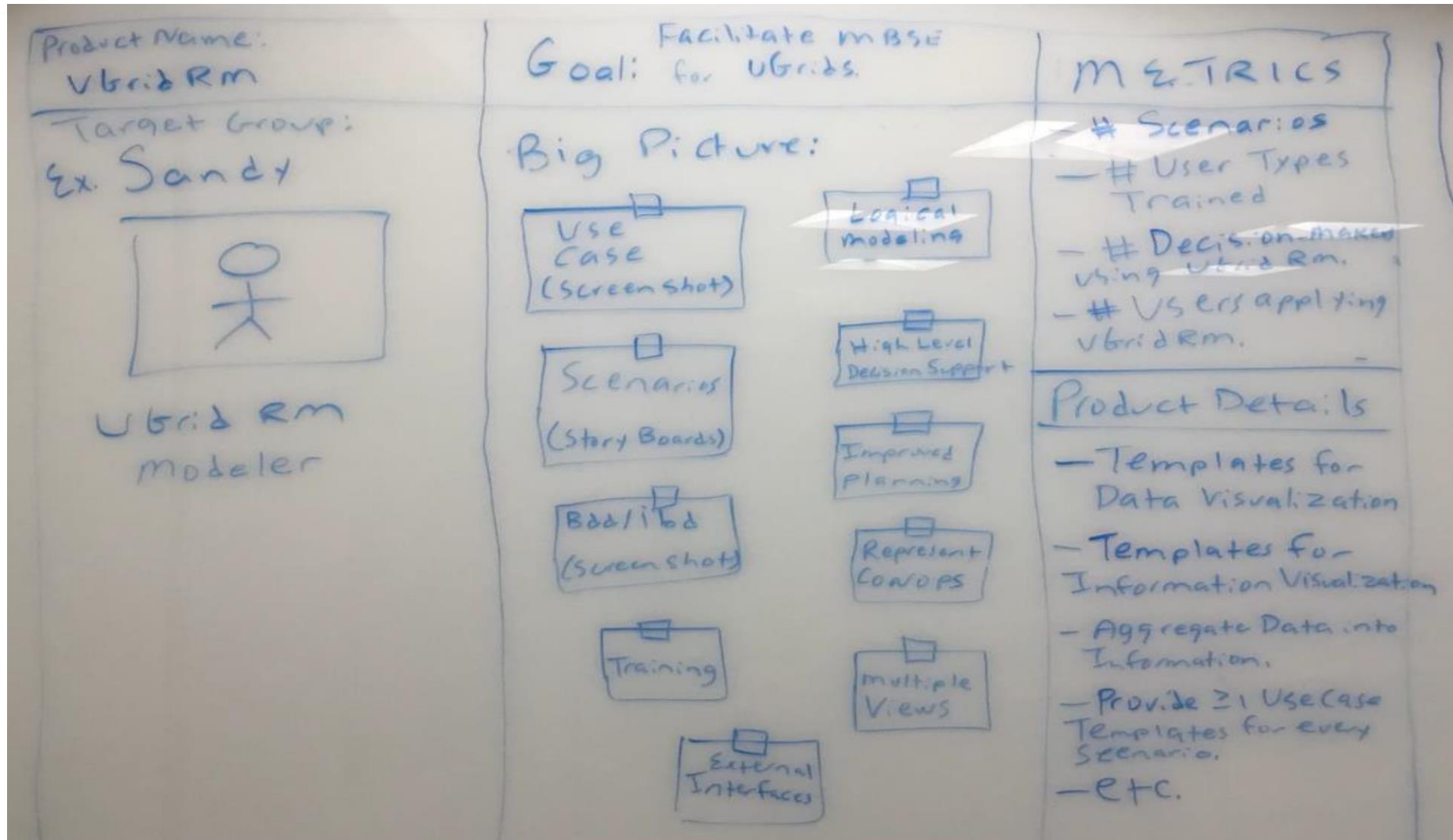
 Name The name of the product.	 Goal The reason for creating the product.	 Metrics The measures to determine if the goal has been met.
 Target Group The users and the customers with their needs. Personas are a great way to describe the target group.	 Big Picture The desired user experience (UX): the user journeys, the product functionality, the visual design, and the nonfunctional properties. Epics, scenarios, storyboards, workflows, design sketches, mock-ups, and constraint stories are helpful techniques.	 Product Details The goal of the next iteration with specific actionable items to reach the goal. The items are ordered from one to n, and may be captured as detailed user stories.

<http://www.romanpichler.com/>




-- Can be captured and managed as a ‘Confluence Space’

LSM/Agile: uGrid RM “Product Canvas” (Ex.)



LSM/Agile: uGrid RM “Product Canvas” (Ex.)

Product Name: <i>uGrid RM</i>	GOAL: <i>Facilitate MBSE for uGrids</i>	Metrics:
Target Group: Ex. Samantha  uGrid RM Modeler (Other Personas as decided in this Target Group)	Big Picture: <div> <div>Use Cases</div> <div>Logical Modeling</div> <div>Scenarios (Story Boards)</div> <div>High Level Decision Support</div> <div>External Interfaces</div> <div>Improved Planning</div> <div>Training</div> <div>Multiple Views</div> </div>	-- # of Scenarios -- # of User Types Trained -- # of Decisions Makers using uGrid RM -- # Users Applying uGrid RM Product Details: -- Templates for Data Visualization -- Templates for Information Visualization -- Aggregate Data into Information -- Provide at least One Use Case Template for every Scenario -- etc.

LSM/Agile IPP: Process Flow

"PROBLEM VALIDATION"

Product Vision Board Extended (PVBE)

Vision What is your vision, your overarching goal for creating the product?			
Target group Which market segment does the product address? Who are the target users and customers?	Needs How does the product create value for its users? What problem does it solve? Which benefit does it provide?	Product What product is it? What makes it desirable and special? Is it feasible to develop the product?	Business Goals How is the product going to benefit the company? What are the business goals? Which one is most important?
Competitors Who are product's main competitors? What are their strengths and weaknesses?	Revenue Sources How can you monetise your product and generate revenue? What does it take to open up the revenue sources?	Cost Factors What are the main cost factors to develop, market, sell and service the product? What resources and activities incur the highest cost?	Channels How will you market and sell the product to the customers? Do the channels exist today?

www.romanpichler.com



-- Compliant with Lean Business Model Canvas (BMC)
-- Can be shared in tools like Atlassian 'Confluence'

"USER VALIDATION"

Persona Templates

PICTURE & NAME	DETAILS	GOAL
What does the persona look like? What is its name? Choose a picture and a name that are representative, and that allow you to develop sympathy for the persona.	What are the persona's relevant characteristics and behaviours? Consider demographics, job, lifestyle, spare time activities, attitudes, and common tasks, for instance.	Why would the persona want to buy or use the product? What problems should the product solve? What benefits does the persona want to achieve? If there are multiple problems or benefits, identify the main one and put it at the top.

http://www.romanpichler.com/

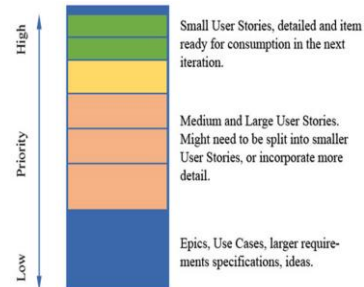


-- Can be shared in tools like Atlassian 'Confluence'

The Next Part of This Presentation!

"SOLUTION-READY PBIs"

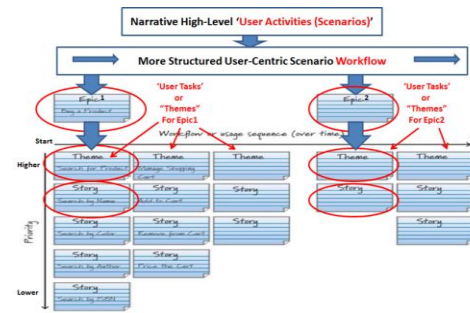
Initial Product Backlog Items (PBIs)



-- Can be linked/shared in tools like Atlassian 'Confluence' & 'Jira'

"SOLUTION BUILDING BLOCKS"

User Story Workshop/Story Mapping



-- Can be linked/shared in tools like Atlassian 'Confluence' & 'Jira'

"SOLUTION VALIDATION"

Product Canvas

Name	Goal	Metrics
The name of the product.	The reason for creating the product.	The measures to determine if the goal has been met.
Target Group The users and the customers with their needs. Personas are a great way to describe the target group.	Big Picture The desired user experience (UX): the user journeys, the product functionality, the visual design, and the nonfunctional properties. Epics, scenarios, storyboards, workflows, design sketches, mock-ups, and constraint stories are helpful techniques.	Product Details The goal of the next iteration with specific actionable items to reach the goal. The items are ordered from one to n, and may be captured as detailed user stories.

http://www.romanpichler.com/

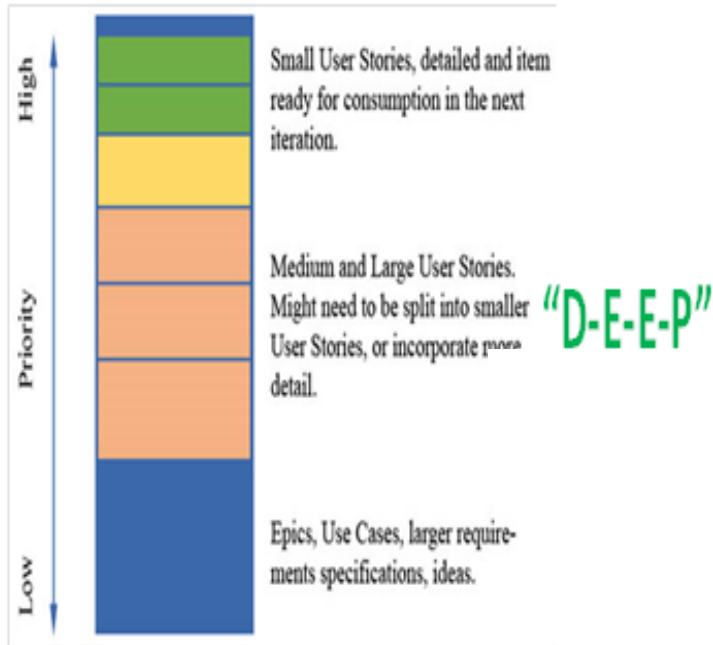


-- Can be shared in tools like Atlassian 'Confluence'

LSM/Agile IPP: “Solution Building Blocks”

“SOLUTION-READY PBIs”

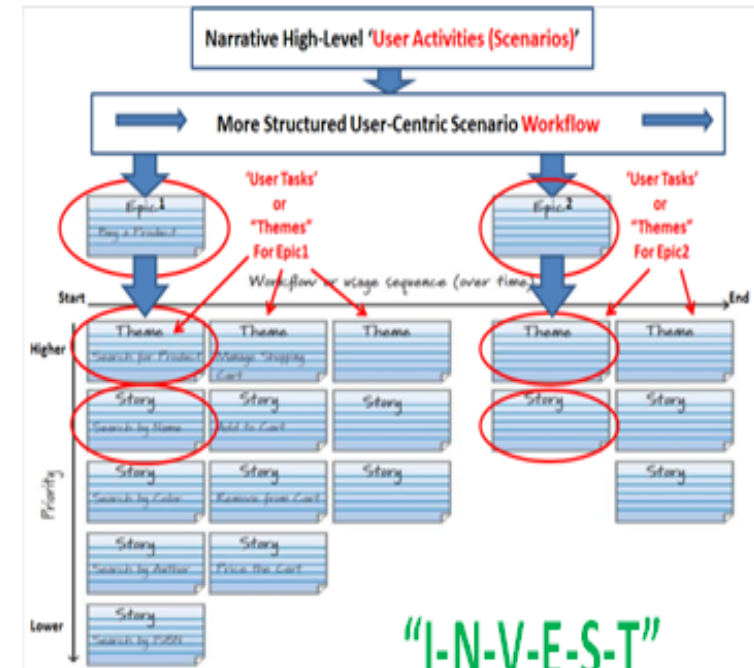
Initial Product Backlog Items (PBIs)



-- Can be linked/shared in tools like Atlassian ‘Confluence’ & ‘Jira’

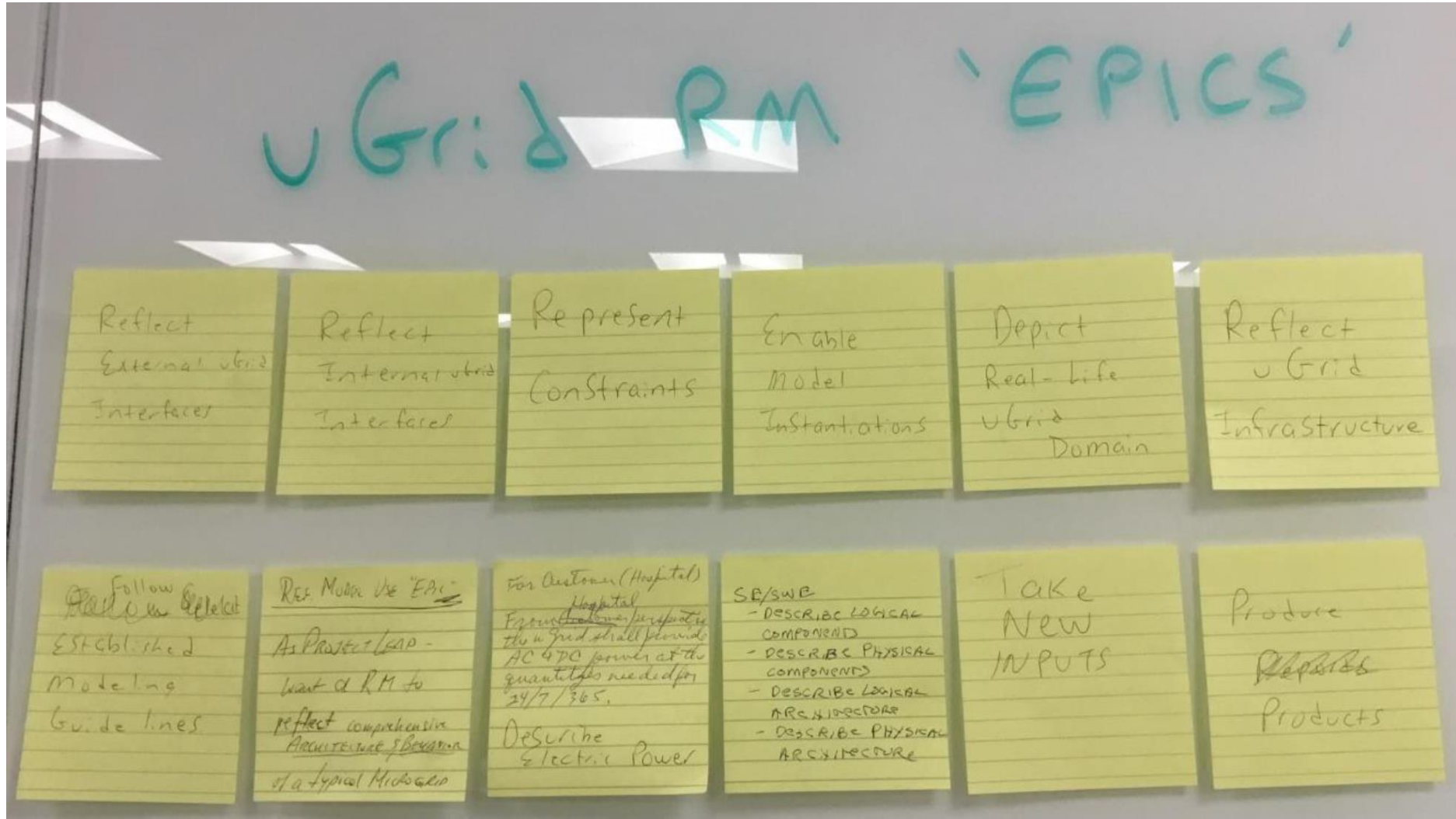
“SOLUTION BUILDING BLOCKS”

User Story Workshop/Story Mapping



-- Can be linked/shared in tools like Atlassian ‘Confluence’ & ‘Jira’

LSM/Agile: uGrid RM "EPICs" (Ex.)



LSM/Agile: uGrid RM “EPICs” (Ex.)

**Reflect External
uGrid Interfaces**

**Reflect Internal
uGrid Interfaces**

**Represent
Constraints**

**Enable Model
Instantiations**

**Follow
Established
Modeling
Guidelines**

**Depict Real-Life
uGrid Domain**

**Reflect uGrid
Infrastructure**

**Describe uGrid
Logical and
Physical
Components**

LSM/Agile: uGrid RM “Work Flow & EPICs” (Ex.)

	uGrid RM ‘Epics’ – Iterations Work								
Work Flow	Describe Electric Power	Reflect Arch. Behavior	Follow Model Guides	ID Products Needed	Reflect External Interface	Reflect Limits	Describe Model Parts	Enable Mods	Depict uGrid Domain
I1	ID Specific Needs	ID Simulate Needs		ID all User Needs	Review all Use Cases			ID Changes Required	ID all Hazards
	ID all Policy Limits								
I2	ID all Scenarios	ID all Sub Systems		ID all Ops Processes			ID Power Available		
I3	ID all Power Mediums			ID all Customer Types			ID all Weather Limits		

Key Points (1 of 2)

- This **Hybrid Lean Startup Method (LSM)/Agile (Scrum) Product Backlog Item (PBI) Development Approach to Initial Project Planning (IPP)** has proven itself to be an effective approach to help projects, “Get It Right, Right From the Start”.
- A small group of Decision Makers and Subject Matter Experts (SMEs) can use this approach in a series of off-site style workshops or Meetups to quickly and efficiently develop together an actionable set of **Seven IPP Focus Mechanisms** that any Development Team can then use throughout the life cycle of any system solution project:
 1. **‘Hats’** project perspectives/insights – via “Six Hats”-like exercise
 2. **Project Title & Purpose** – via “Systems Thinking Round Table Session”
 3. **Product Vision Board Extended (PVBE)** – via “Lean Startup Method (LSM)” best practices
 4. **Persona List** – via LSM best practices
 5. **Persona Templates or Cards** – via LSM best practices
 6. **Product Canvas** – via LSM best practices
 7. **Initial Set of Solution-Ready Work Items** – via Agile (Scrum) Product Backlog Item (PBI) best practices

Key Points (2 of 2)

- This **Hybrid Lean Startup Method (LSM)/Agile (Scrum) Product Backlog Item (PBI) Development Approach to Initial Project Planning (IPP)** is done in Three Primary Phases:
 - **'Meetup or Offsite'** Phase: Key Decision Makers meet to collaboratively develop **Project Outcomes**.
 - **'Clean Up'** Phase: IPP Meetup Phase artifacts immediately cleaned up in applications for briefings, etc.
 - **'Post Up'** Phase: Cleaned up IPP Meetup artifacts loaded into repository-based collaboration tools for sharing with Project Development Teams.
- This IPP Approach has been proven to be most successful for the Engineering and Management phases or stages of **Systems Analysis (SA), Requirements Analysis (RA), and Project Planning**.
 - IPP SA and RA artifacts become actionable inputs for subsequent **Project Management, Requirements Engineering (RE), Architecture, Architectural Design, Design**, etc.

MBSE, LSM, and Agile References

- **MBSE Book:** *Don't Panic! The Absolute Beginner's Guide to Model-Based Systems Engineering*; **Jon Holt** and **Simon Perry**; 2017; ISBN 978-0-9934857-1-8
<http://tinyurl.com/y8bazggw>
- **LSM Book:** *The Lean Startup*; **Eric Ries**; 2011; ISBN 978-0-670-92160-7
<http://tinyurl.com/y7nvq66c>
- **LSM Book:** *The Lean Product Playbook*; **Dan Olsen**; 2015; ISBN 978-1-118-96087-5
<http://tinyurl.com/yc9ucoox>
- **Agile Project Management Book:** *Agile Product Management with Scrum*; **Roman Pichler**; 2011; ISBN-13: 978-0321605788
<https://tinyurl.com/y856stnk>
- **Agile User Story Book:** *User Story Mapping: Discover the Whole Story, Build the Right Product 1st Edition*; **Jeff Patton**; 2014; ISBN-13: 978-1491904909
<https://tinyurl.com/yby2esm9>



THANK YOU!!

Michael E. (Mike) Pafford

Past President, INCOSE Chesapeake Chapter

Co-Chairman, INCOSE Object-Oriented Systems Engineering Method Working Group

Co-Chairman, INCOSE System and Software Interface Working Group

Instructor, Johns Hopkins University, Software Systems Engineering

Trainer; Lean Startup Methods (LSM)/Agile for Initial Project Planning

mepafford@verizon.net

<https://www.linkedin.com/in/mikepafford/>

