



32nd Annual **INCOSSE**
international symposium

hybrid event

Detroit, MI, USA
June 25 - 30, 2022

Using Model Based Systems Engineering Technical Reviews for Complex System of Systems

Copyright ©2022 by Deloitte Development LLP. Permission granted to INCOSSE to publish and use

www.incose.org/symp2022

Introductions



Devon Clark
Digital Engineering
Specialist Leader

Devon is a Systems Engineer at Deloitte with 20 years of experience in Systems Engineering, Integration, and Test supporting government agencies in (primarily) DS&J sector to solve their System of Systems problems by connecting data. He currently leads our Model-Based Systems Engineering (MBSE) capability for GPS as part of our investment into Digital Engineering and Digital Transformation.



Travis Goodwyn
Digital Engineering
Specialist Master

Travis is a Systems Engineer with 6 years of prior experience as a government civilian supporting the Missile Defense Agency Advanced Technology Program Office where he earned his Masters Degree in Systems Engineering from the Naval Postgraduate School in 2018. He has spent the last 2 years as a Deloitte Consultant focusing on Digital Engineering



Kasey Hill
Digital Engineering
Senior Consultant

Kasey is a Systems Engineer with over 7 years of experience working in the defense industry. She has proven success in leading systems engineering and test teams to solve problems and achieve operational mission success.



Laying the Foundation



What is a model?

A formal representation of our understanding of a thing

- Models define **key parameters** of the system
- Models allow you to change those parameters to **analyze relationships and effects**
- Models enable you to **identify key relationships** before you produce a solution
- Better models lead to **better solutions**

What is a technical review?

A process approach by which stakeholders assess solutions against a collective set of values

- Technical reviews **define key parameters** for solution success
- Technical reviews **assess current baselines** against those parameters for success
- Technical reviews enable organizations to **identify key (missing) relationships** before the solution is produced
- Better technical reviews lead to **better systems**

Model-Based Technical Reviews produce greater understanding and better solutions

- Models provide **technical content**
- Technical Reviews provide **understanding of technical content**
- Therefore, a technical review model must balance **development of content** with **understanding of content**

Model-Based Technical Reviews can Streamline Engineering, Increase Quality and System Design, and Increase Stakeholder Buy-in

Communication of Content vs. Development of Content



Communicating Content

These are the analysis questions of technical activities Stakeholders need to understand

What are the environmental factors we need to consider?

How do I get the best combination of performance, reliability, and cost?

How much will the solution cost to field and maintain?

Developing Content



These are the technical activities Systems Engineers do in developing a system

Design Reference Mission

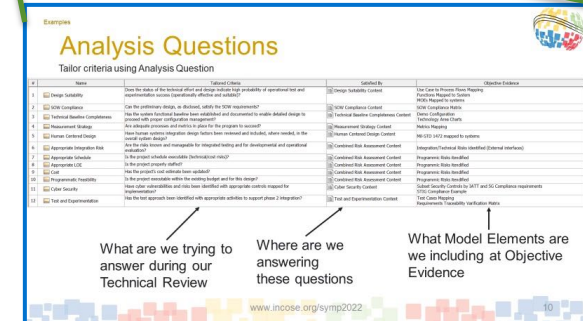

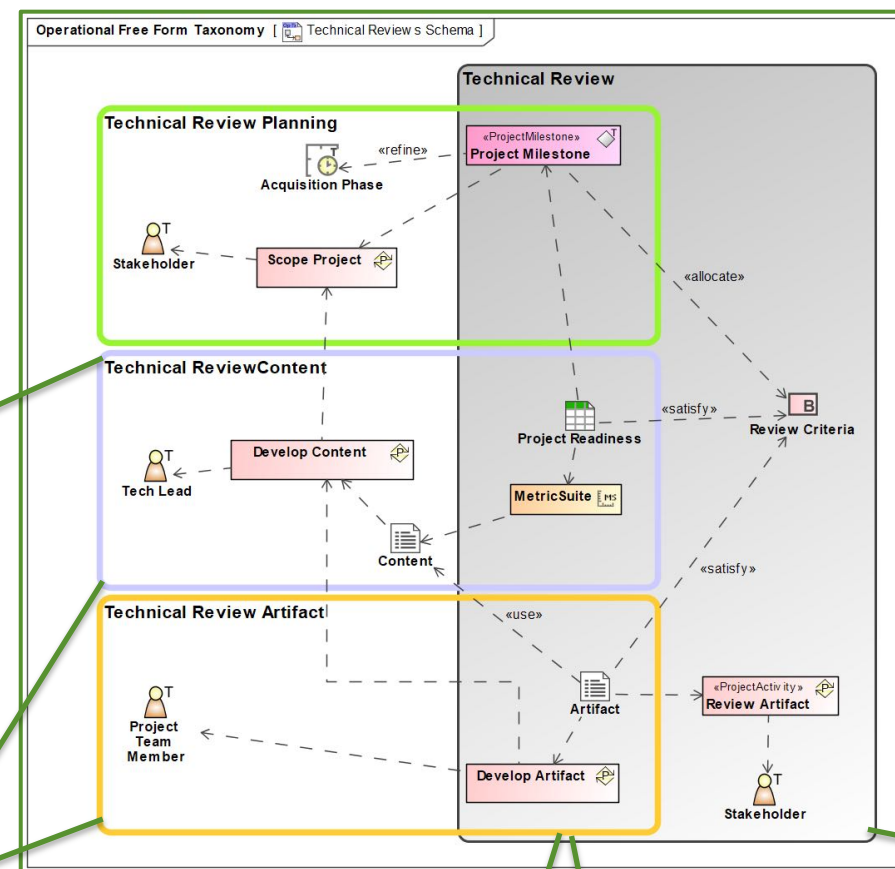
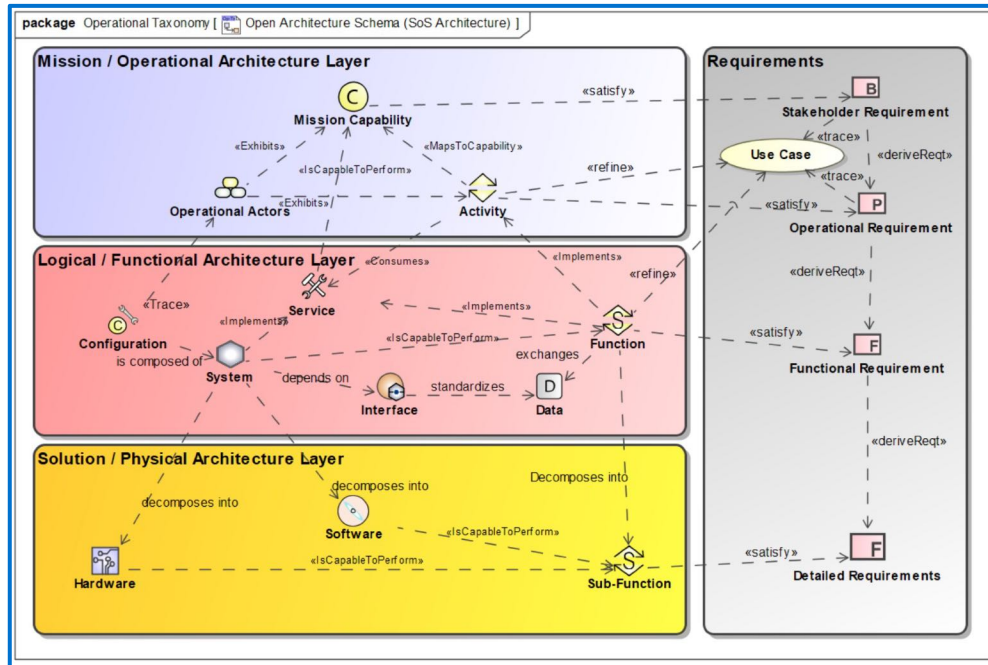
Analysis of Alternatives

Lifecycle Cost Estimate

Model-Based Technical Reviews Balance Content Development with Stakeholder Understanding

Review Schema

The Stakeholder defined Project Scope will drive **Content Development** to describe the system.
The Review Criteria will drive what artifacts are used to build content to **Communicate the Content** to the Stakeholder



The System Schema Ensures a Complete System Definition
The Technical Review Schema Ensures a Complete Engineering and Communication of a System



Model-Based Technical Reviews and the Future of Collaboration

Through integrated System of Systems (SoS) models and technical reviews, IPTs can achieve major gains in historically large cost drivers, such as documentation, configuration management, integration, and risk management.

Opportunities



Digital traceability provides **greater decision support**



Model navigation enables **greater communications and collaboration**



Greater modularity and system openness through **model integration**



Greater **risk visibility and Mapping**

Challenges



Legacy process requirements can lead to need to **re-document content**



Lack of model fluency in stakeholders can make reviewing content difficult



Separation of model environments (IP) requires **periodic manual updates**



Risk definitions (in UAF) require **customizations**



5G Smart Warehouse

By implementing an MBSE approach and model-based technical reviews, Deloitte developed a 5G smart warehouse prototype in under 12 months, culminating in a live client demonstration.



Time Savings

Accelerated Design Process

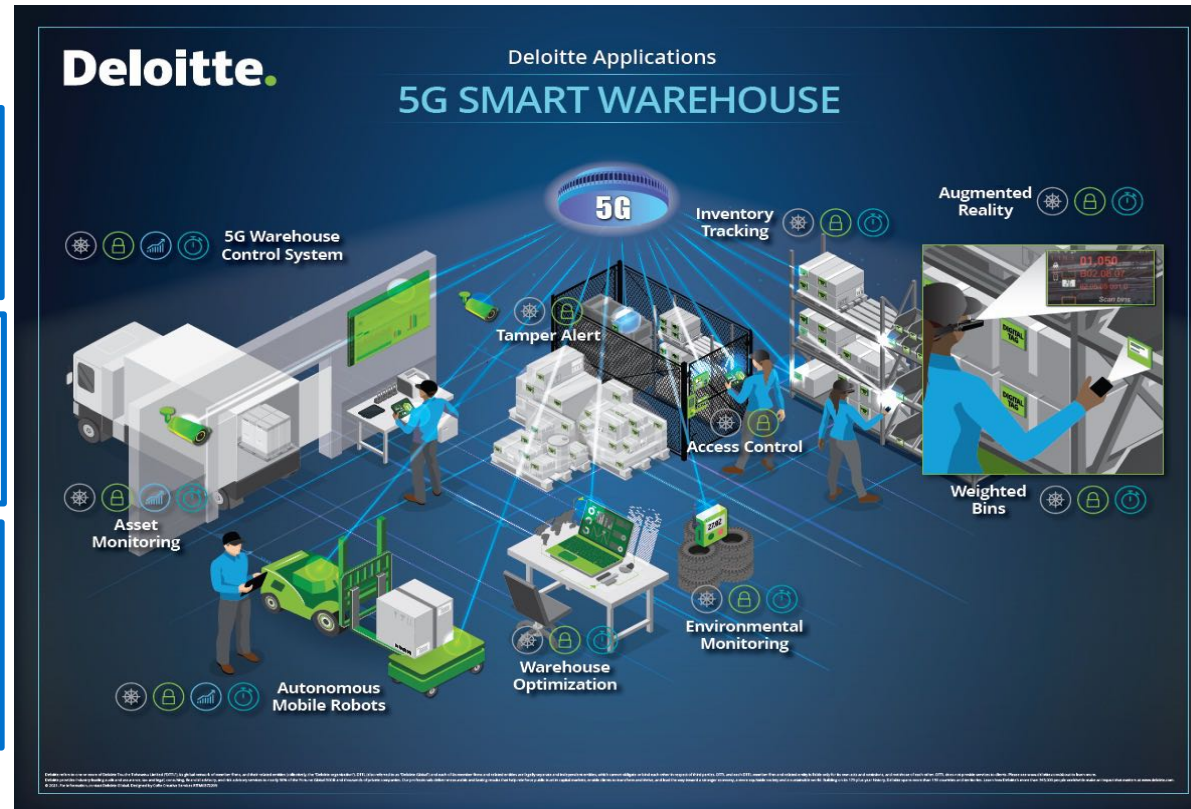
6 months from project start to PDR;
6 months from PDR to CDR

Rapid Integration and Test

<1 year from project start to integrated technology demo

Minimized Documentation Time

Model-Based technical reviews enabled more time for design, integration, and test



Model Confidence

Agile and Flexible Model

Technology agnostic model ready to incorporate new 5G technologies as they are released

Authoritative Source of Truth

Configuration control and changes captured in the model

Stakeholder Confidence

During technical reviews, questions were answered on-the-spot by navigating in the model

Project Start

PDR

CDR

Tech Demo

2021

Jan

Feb

Mar

Apr

May

Jun

Jul

Aug

Sep

Oct

Nov

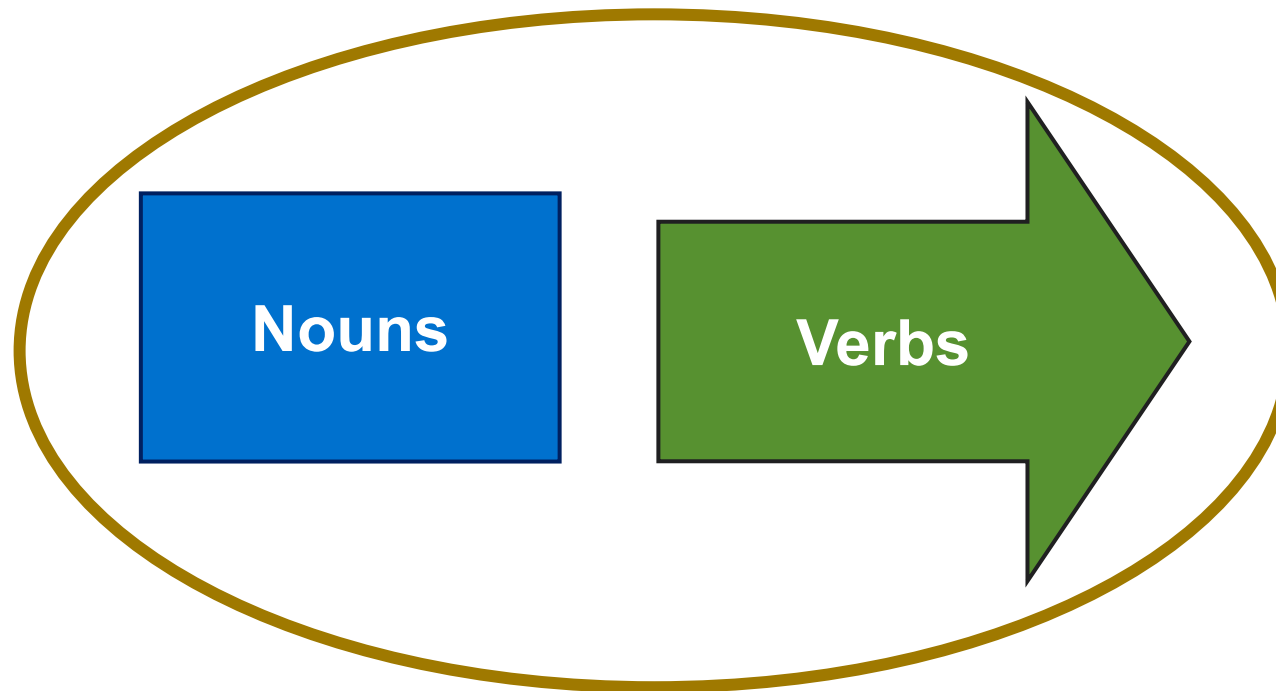
Dec



From System Model to Technical Review Model

System Models in their simplest form are a collection of nouns and verbs that are wrapped in constraints

Constraints

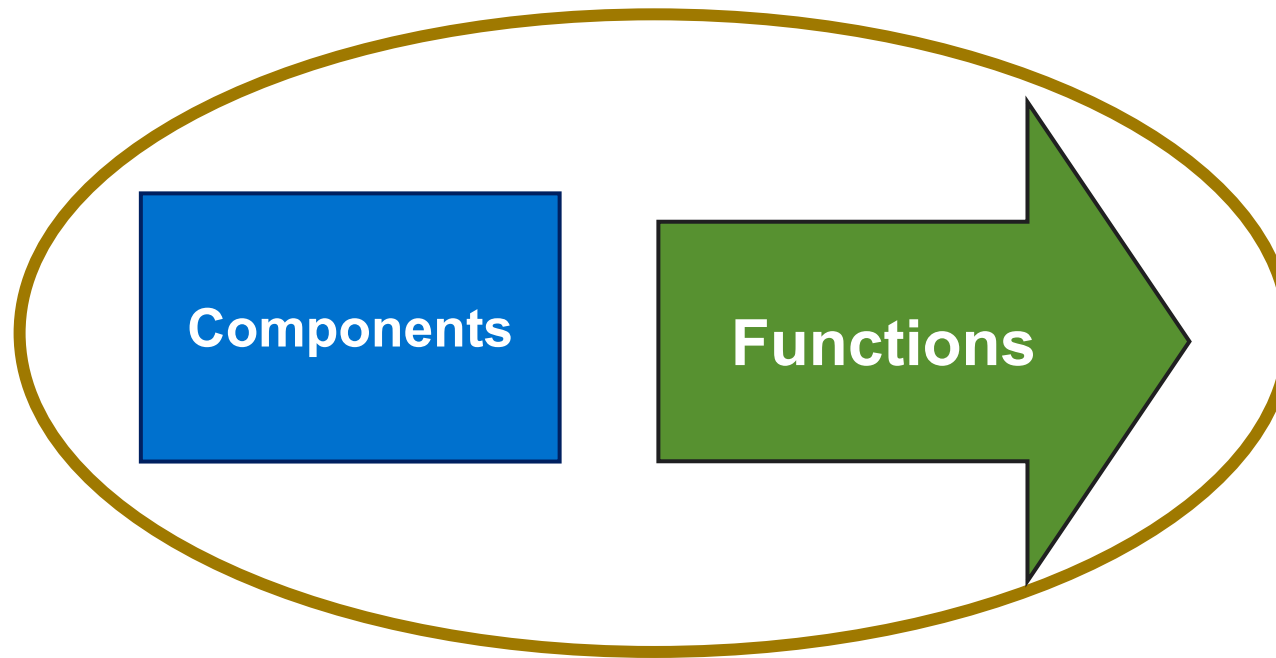




From System Model to Technical Review Model

System Models in their simplest form are a collection of nouns and verbs that are wrapped in constraints
These equate to System Components and Functions wrapped in requirements

Requirements



Applying Model-Based Approaches to System Design can Lead to Cost and Schedule Efficiencies in System Development



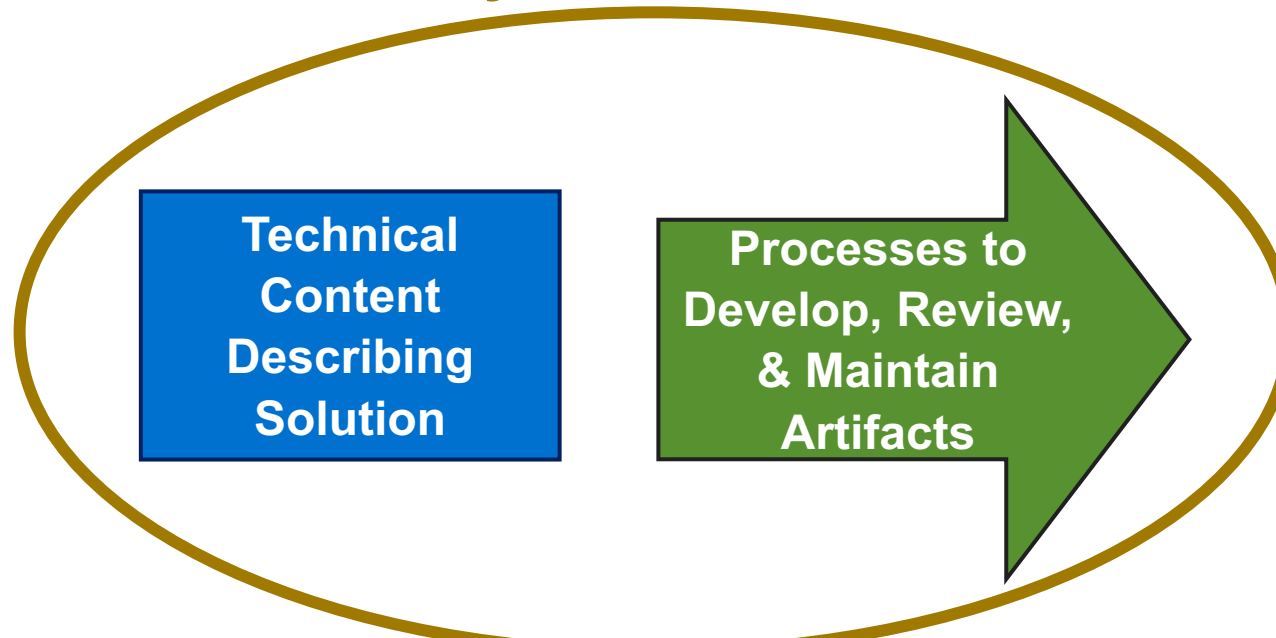
From System Model to Technical Review Model

System Models in their simplest form are a collection of nouns and verbs that are wrapped in constraints

These equate to System Components and Functions wrapped in requirements

A Technical Review follows a similar structure

Criteria and Analysis Questions



Applying Similar Model-Based Approaches to Technical Reviews can Lead to Cost and Schedule Efficiencies in Systems Engineering Lifecycle



Objective of the Model-Based Technical Review

Communication of the Architecture, System (or System of Systems) Design, Risks, Analysis and Progress are critical parts of a Technical Review.

1 **Tailor Criteria to Stakeholder Objectives**

- Start from a Common Definition of Technical Review Objectives and refine objectives to a specific project
- Establish analysis questions (e.g. Technical Review Criteria) that will address each Objective
- Focus on development of specific model that answers each question

2 **Automate Assessment and Monitoring of Readiness**

- Maintain an Event-Driven Technical Review
- Show value-added metrics that establish readiness or completeness of content that answers each Review Criteria
- Show progress of those metrics to give confidence to Stakeholders that the team is ready to execute a successful review

3 **Identify and Track Risk**

























- What are the critical risks to the program?
- What are the impacts, trade-offs, and mitigations of each risk?
- Using a model as the objective evidence provides opportunity to deep dive on content in real-time

Systems Engineers can Enhance Technical Reviews by Ensuring Traceability from Artifact to Stakeholder Need in an Authoritative Source of Truth



Analysis Questions

Tailor criteria using Analysis Question

#	Name	Tailored Criteria	Satisfied By	Objective Evidence
1	 Design Suitability	Does the status of the technical effort and design indicate high probability of operational test and experimentation success (operationally effective and suitable)?	 Design Suitability Content	Use Case to Process Flows Mapping Functions Mapped to System MOEs Mapped to systems
2	 SOW Compliance	Can the preliminary design, as disclosed, satisfy the SOW requirements?	 SOW Compliance Content	SOW Compliance Matrix
3	 Technical Baseline Completeness	Has the system functional baseline been established and documented to enable detailed design to proceed with proper configuration management?	 Technical Baseline Completeness Content	Demo Configuration Technology Area Charts
4	 Measurement Strategy	Are adequate processes and metrics in place for the program to succeed?	 Measurement Strategy Content	Metrics Mapping
5	 Human Centered Design	Have human systems integration design factors been reviewed and included, where needed, in the overall system design?	 Human Centered Design Content	Mil-STD 1472 mapped to systems
6	 Appropriate Integration Risk	Are the risks known and manageable for integrated testing and for developmental and operational evaluation?	 Combined Risk Assessment Content	Integration/Technical Risks identified (External interfaces)
7	 Appropriate Schedule	Is the project schedule executable (technical/cost risks)?	 Combined Risk Assessment Content	Programmic Risks identified
8	 Appropriate LOE	Is the project properly staffed?	 Combined Risk Assessment Content	Programmic Risks identified
9	 Cost	Has the project's cost estimate been updated?	 Combined Risk Assessment Content	Programmic Risks identified
10	 Programmatic Feasibility	Is the project executable within the existing budget and for this design?	 Combined Risk Assessment Content	Programmic Risks identified
11	 Cyber Security	Have cyber vulnerabilities and risks been identified with appropriate controls mapped for implementation?	 Cyber Security Content	Subset Security Controls by IATT and 5G Compliance requirements STIG Compliance Example
12	 Test and Experimentation	Has the test approach been identified with appropriate activities to support phase 2 integration?	 Test and Experimentation Content	Test Cases Mapping Requirements Traceability Verification Matrix

What are we trying to answer during our Technical Review?

Where are we answering these questions?

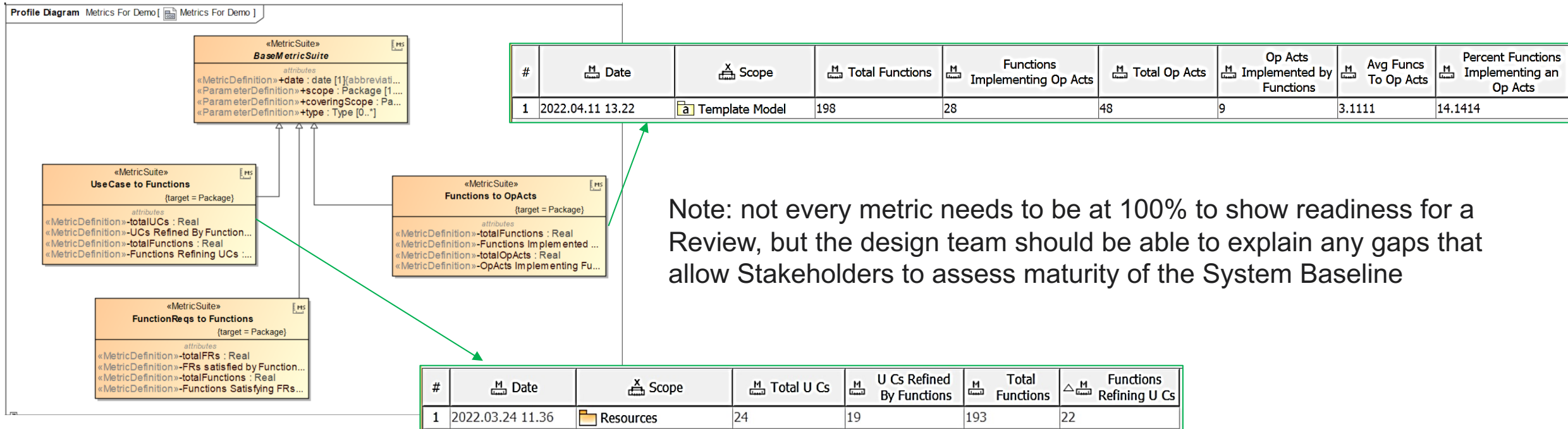
What Model Elements are we including in the Objective Evidence?

A Model-Based Approach allows for Persistent Correlation Between Objective Evidence and Criteria and Communication to the Stakeholder



Automated Assessment and Monitoring of Readiness

Build Metrics into the model that can track progress toward the SETR and provide a reason for known modeling gaps.



Metrics allow for Automation and Tracking of Readiness for a Technical Review

Risk Assessment

Assess the Programmatic and Technical Risks

Risk Assessment and Mitigation

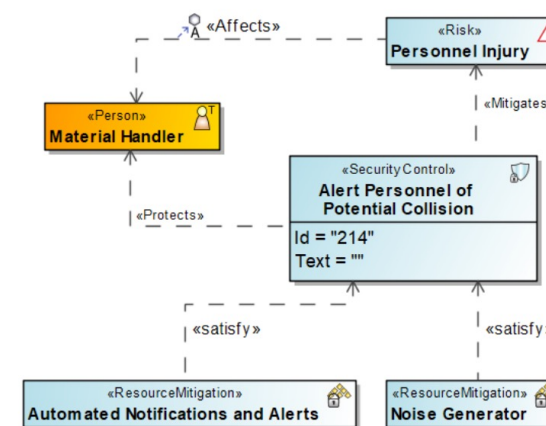
Risk Category: ■ Extreme ■ High ■ Medium ■ Low

#	Name	Classifier	Documentation	likelihood : Integer	consequence : Integer	risk score : Integer	Risk Mitigation
1	R1. Excessive Discovery During Testing	Schedule	IF a large number of issues are discovered during integration testing, THEN additional rework and re-testing may be required.	4	5	20	<ul style="list-style-type: none"> Conduct Integration and Test Activities Conduct Test Readiness Review Develop TES
2	R2. 5G Enabled Device Availability	Programmatic	IF certain technologies have not been developed utilizing 5G connectivity, THEN those edge devices may need to use workarounds to connect to the system.	4	4	16	<ul style="list-style-type: none"> MBSE-based system architecture Influence Vendors for 5G Implementation Use 5G Dongles/Modems as Workarounds Develop Path to 5G Roadmap
3	R3. IATT Timeline	Schedule	IF the complexity of the solution increases complexity and effort required for the IATT process, THEN the IATT timeline may be prolonged.	4	3	12	<ul style="list-style-type: none"> Conduct Cyber Testing Execute STIG Implementation Plan Submit IATT Package
4	R10. ATO Timeline	Schedule	IF the complexity of the solution increases complexity and effort required for the IATT process, THEN the IATT timeline may be prolonged.	3	3	9	<ul style="list-style-type: none"> Submit ATO Package Submit IATT Package Execute STIG Implementation Plan Conduct Cyber Testing
5	R4. Scope Stability	Programmatic	IF there are changes to scope and requirements in early phases, THEN there may be significant schedule impacts	3	3	9	<ul style="list-style-type: none"> Develop and Update Capability Roadmap Timeline Horizon Scanning Spotlight Leverage Dcode MBSE-based system architecture Updated Phase 2/3 SOW
6	R9. Historical Warehouse Data	Performance	IF client cannot provide historical warehouse data, THEN warehouse optimization performance may be impacted.	3	3	9	<ul style="list-style-type: none"> Create Sample Historical Data Set Warehouse Optimization TEM Spotlight
7	R11. Supply Chain Security	Schedule	IF a vendor does not meet supply chain security requirements, THEN additional rework may be required to change hardware in Phase 2	3	3	9	<ul style="list-style-type: none"> Government Influence of Domestic Production Horizon Scanning and Identify Sourcing Alternatives Identify Noncompliant Sourcing
8	R5. Network Integration	Integration	IF the 5G network does not support Deloitte team's ports, protocols, and services for each technology, THEN 5G applications' capabilities may be limited.	2	4	8	<ul style="list-style-type: none"> Communicate Networking Needs Participate in Network TEMs Provide list of ports, protocols, and services
9	R6. SAP Integration	Integration	IF client cannot provide access to a SAP Sandbox, THEN additional rework may be required during Phase 2 integration.	2	4	8	<ul style="list-style-type: none"> Incorporate NALCOMIS/ERP ICA Testing with SAP Sandbox
10	R7. SAP 2 Integration	Integration	IF Navy cannot provide access to a SAP 2 Sandbox, THEN additional rework may be required beyond Phase 2.	2	4	8	<ul style="list-style-type: none"> Incorporate NALCOMIS/ERP ICA Testing with Sample NALCOMIS data
11	R8. Location Accuracy	Performance	IF tracking tags cannot extract the necessary information from the 5G network, THEN location accuracy may be reduced.	2	3	6	<ul style="list-style-type: none"> Finalize Polite location integration with Network Participate in Network TEMs
12	R12. Collaboration	Programmatic	IF Deloitte cannot capture critical information/knowledge from government SME's, THEN additional rework may be required.	2	2	4	<ul style="list-style-type: none"> Develop and Update Capability Roadmap Timeline Model-based working sessions and TIMs
13	R13. COVID-19 Impact	Programmatic	IF the COVID-19 pandemic impacts travel and in-person site visits, THEN integration and testing activities could be delayed.	1	4	4	<ul style="list-style-type: none"> Prepare to Minimize Travel/On Site Personnel if Needed
14	R14. Safety Risk	Safety	IF 5G applications cause unsafe conditions, THEN warehouse operator safety could be impacted.	1	4	4	<ul style="list-style-type: none"> Monitor and Identify Safety Risks
15	R15. Spectrum Risk	Safety	EMI risk of operating across wireless spectrums	1	3	3	<ul style="list-style-type: none"> Monitor and Identify Spectrum Risks
16	R16. Biometric Data Security (CLOSED)	CLOSED	IF the system cannot access and store biometric information, THEN additional rework may be required to modify the system design.	0	0	0	

Dynamic 5x5 Risk Matrix

		Consequence				
		Insignificant	Minor	Moderate	Major	Critical
Rare	Unlikely	Instance Table [Risk Block1]	Instance Table [Risk Block2]	Instance Table [Risk Block3]	Instance Table [Risk Block4]	Instance Table [Risk Block5]
	Probably	Instance Table [Risk Block12]	Instance Table [Risk Block21]	Instance Table [Risk Block32]	Instance Table [Risk Block42]	Instance Table [Risk Block52]
	Likely	Instance Table [Risk Block13]	Instance Table [Risk Block23]	Instance Table [Risk Block33]	Instance Table [Risk Block43]	Instance Table [Risk Block53]
	Extremely	Instance Table [Risk Block14]	Instance Table [Risk Block24]	Instance Table [Risk Block34]	Instance Table [Risk Block44]	Instance Table [Risk Block54]
	Certain	Instance Table [Risk Block15]	Instance Table [Risk Block25]	Instance Table [Risk Block35]	Instance Table [Risk Block45]	Instance Table [Risk Block55]

System-Level Risk Decomposition



A Model-Based Approach Integrates Risk Assessment in every Facet of System Development



Model Walkthrough

FileEditViewLayoutOptionsToolsAnalyzeCollaborateWindowHelp

UAF Architect

Create Diagram

Containment

SE Tech Review Model «Archit...

PDR Example «Architectur...

CDR «ArchitecturalDescrip...

Model Example «Architect...

Technical Review Process...

Other

PDR Template «Architectu...

SETR Profile

Metrics For Demo

SETR Exit Criteria

README_SE Tech Review

Test Procedure «ReportTe...

Project Usages

Code Engineering Sets

Selection

Tools

Common

Note

Text Box

Anchor

Contai...

Depende...

Image S...

Diagram...

Legend

Constr...

Horizo...

Content Dia...

Content ...

Package

Create D...

Diagram name

Author

Creation date

Modification date

_PDR Dashboard

tgoodwyn

8/15/21 5:07 PM

4/13/22 11:29 AM

Deloitte.

PDR Dashboard

Briefer: Devon Clark, Deloitte

Navigation Assistant

_PDR Dashboard

Design Suitability Content

SOW Compliance Content

Technical Baseline Completeness Content

Measurement Strategy Content

Test and Experimentation Content

Human Centered Design Content

Cyber Security Content

Combined Risk Assessment Content

Deloitte.

SETR Title Page

SETR TEMPLATE MODEL

Properties

ElementSymbolTags

Standard

Content Diagram

Name

Owner

Applied Stereo...

To Do

Context

_PDR Dashboard

PDR Example

<>> DiagramInfo [

(Name)

(Description)



Containment

- SE Tech Review Model «Archit
- PDR Example «Architectur
- CDR «ArchitecturalDescrip
- Model Example «Architect
- Technical Review Process
- Other
- PDR Template «Architectu
- SETR Profile
- Metrics For Demo
- SETR Exit Criteria
- README_SE Tech Review
- Test Procedure «ReportTe
- Project Usages
- Code Engineering Sets

Selection

Tools

Common

Note

Text Box

Anchor

Contai...

Depende...

Image S...

Diagram...

Legend

Constr...

Horizo...

Content Dia...

Content ...

Package

Create D...

Properties

Element Symbol Tags Tfac

Content Diagram

Name _PDR Dashboard

Owner [a] PDR Example

Applied Stereo... «» DiagramInfo [

To Do

Context

(Name)
(Description)

«DiagramTableMapToDataSource»			
Generic Table [PDR Criteria]			
#	Name	Tailored Criteria	Satisfied By
1	Design Suitability	Does the status of the technical effort and design indicate high probability of operational test and experimentation success (operationally effective and suitable)?	Design Suitability Content
2	SOW Compliance	Can the preliminary design, as disclosed, satisfy the SOW requirements?	SOW Compliance Content
3	Technical Baseline Completeness	Has the system functional baseline been established and documented to enable detailed design to proceed with proper configuration management?	Technical Baseline Completeness Content
4	Measurement Strategy	Are adequate processes and metrics in place for the program to succeed?	Measurement Strategy Content
5	Human Centered Design	Have human systems integration design factors been reviewed and included, where needed, in the overall system design?	Human Centered Design Content
6	Appropriate Integration Risk	Are the risks known and manageable for integrated testing and for developmental and operational evaluation?	Combined Risk
7	Appropriate Schedule	Is the project schedule executable (technical/cost risks)?	
8	Appropriate LOE	Is the project properly staffed?	
9	Cost	Has the project's cost estimate been updated?	
10	Programmatic Feasibility	Is the project executable within the existing budget and for this design?	
11	Cyber Security	Have cyber vulnerabilities and risks been identified with appropriate controls mapped for implementation?	
12	Test and Experimentation	Has the test approach been identified with appropriate activities to support phase 2 integration?	

Metric Table [Func Req to Funcs]

#	Date	Scope	Total F Rs	F Rs satisfied by Functions	Total Functions	Functions Satisfying F Rs	Avg F Rto Funcs	Percent FR Has a Func
1	2022.04.11 13.2	Model Exam	95	85	198	39	2.1795	88.5417

Metric Table [Func to OpAct]

#	Date	Scope	Total Functions	Functions Implemented on Op Acts	Total Op Acts	Op Act Implemen by Func	Avg Funcs To Op Acts	Percent Function Implement on Op A
1	2022.04.11 13.2	Model Exam	198	28	48	9	3.1111	14.1414

Metric Table [HWSW to Behavior]

#	Date	Scope	Total HWSW	Total HWSW Performing a Function	Total HWSW Missing a Function	Percent HWSW Performing a Func
1	2022.04.11	Deloitte SG Applicat	16	26	38.0952	

Metric Table [UC to Funcs]

#	Date	Scope	Total UCs	UCs Refined by Functions	Total Funcs	Funcs Refined by UCs	Avg UCs to UCs	Percent UC Refined by Functions
1	2022.04.11	Resource	24	19	380	22	1.1579	79.1667

«SETR Criteria»	
Design Suitability	
Artifacts = "Use Case to Process Flows Mapping Functions Mapped to System MOEs Mapped to systems"	
Text = "Does the status of the technical effort and design indicate high probability of operational test and experimentation success (operationally effective and suitable)?"	

«satisfy» Design Suitability Content

«SETR Criteria»	
SOW Compliance	
Artifacts = "SOW Compliance Matrix"	

«satisfy»

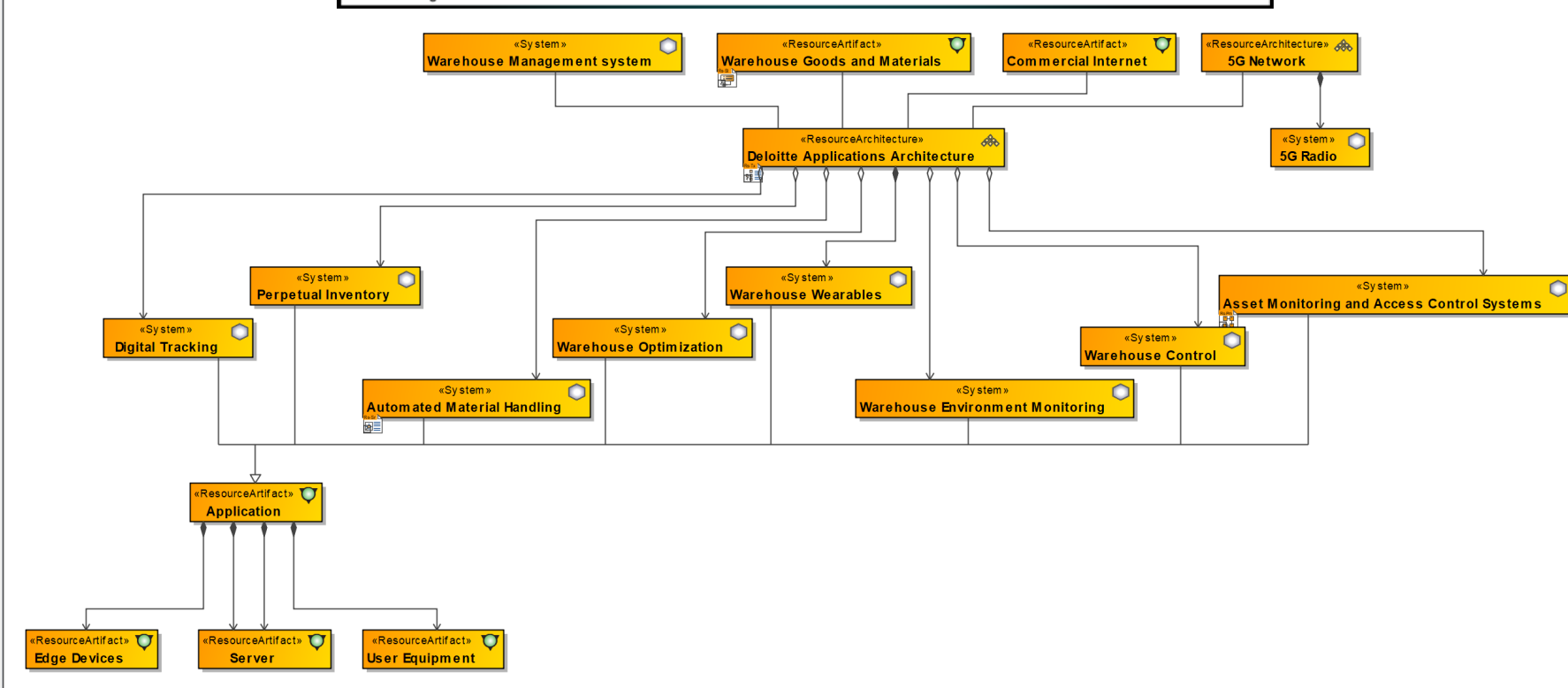
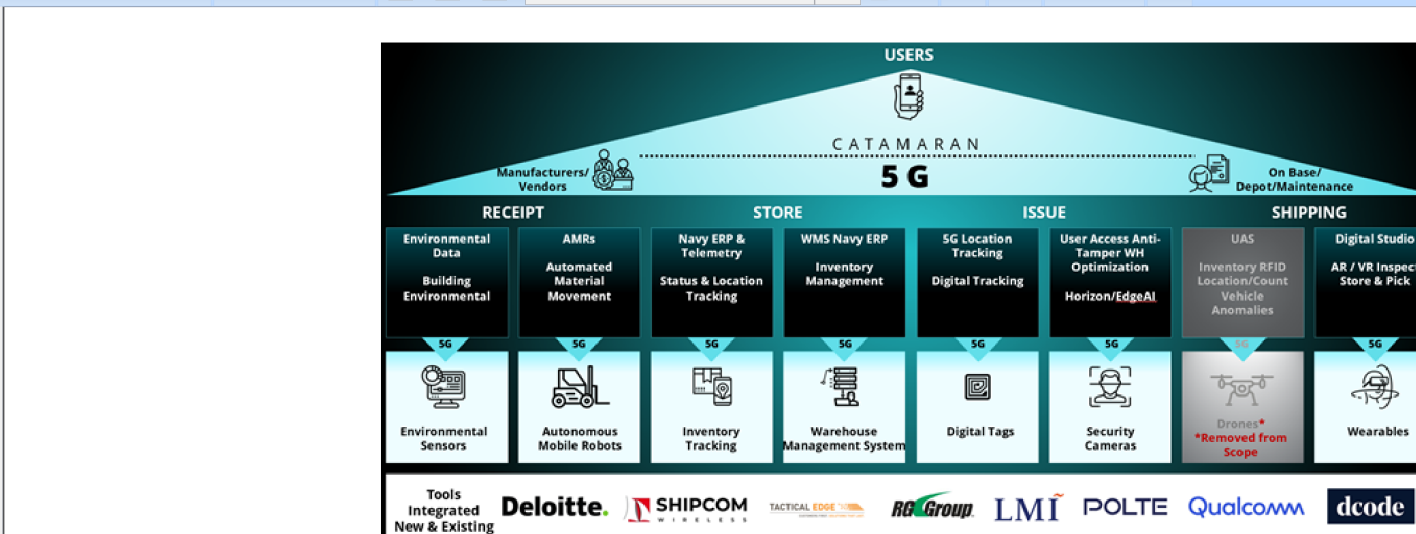
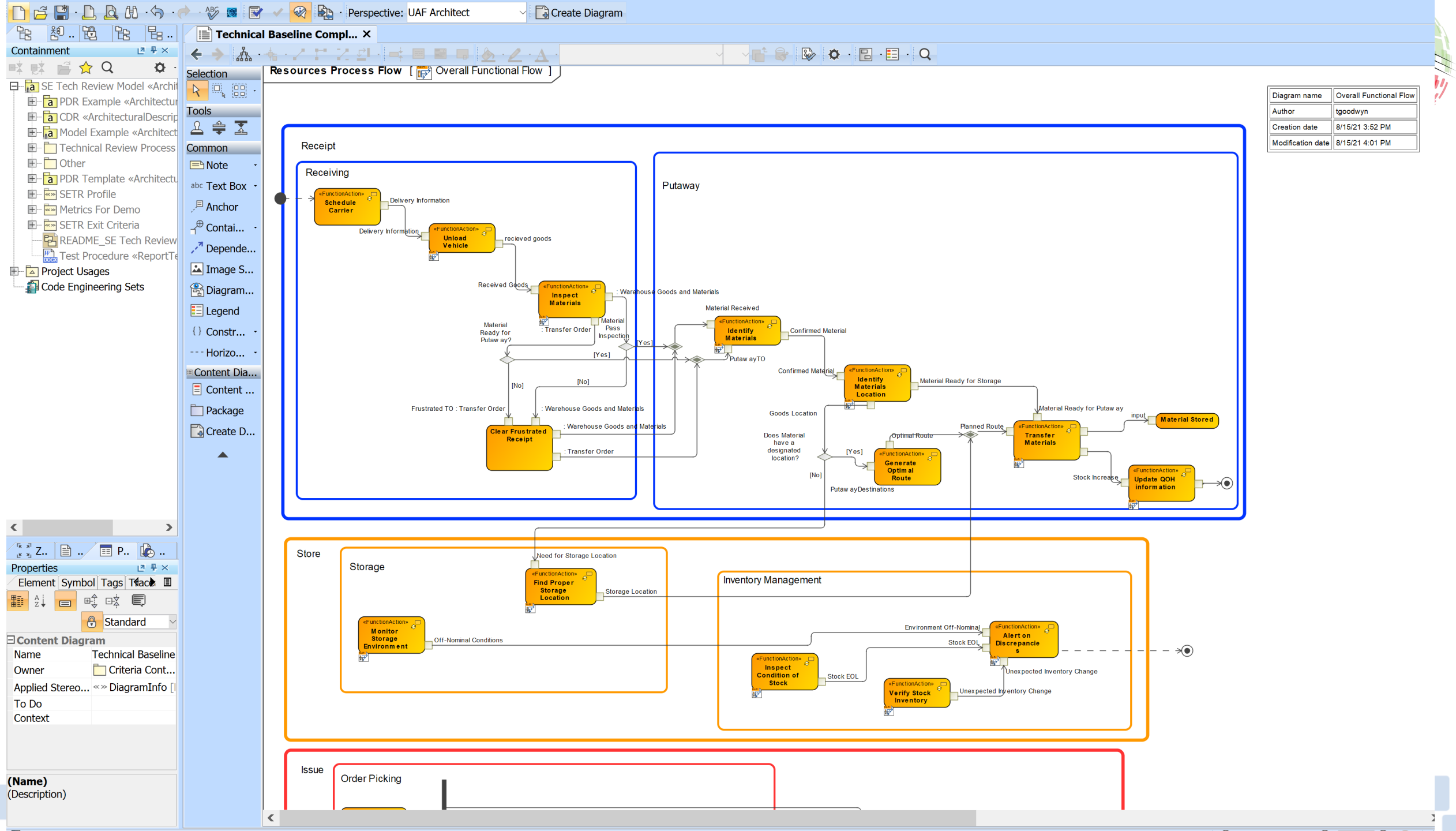
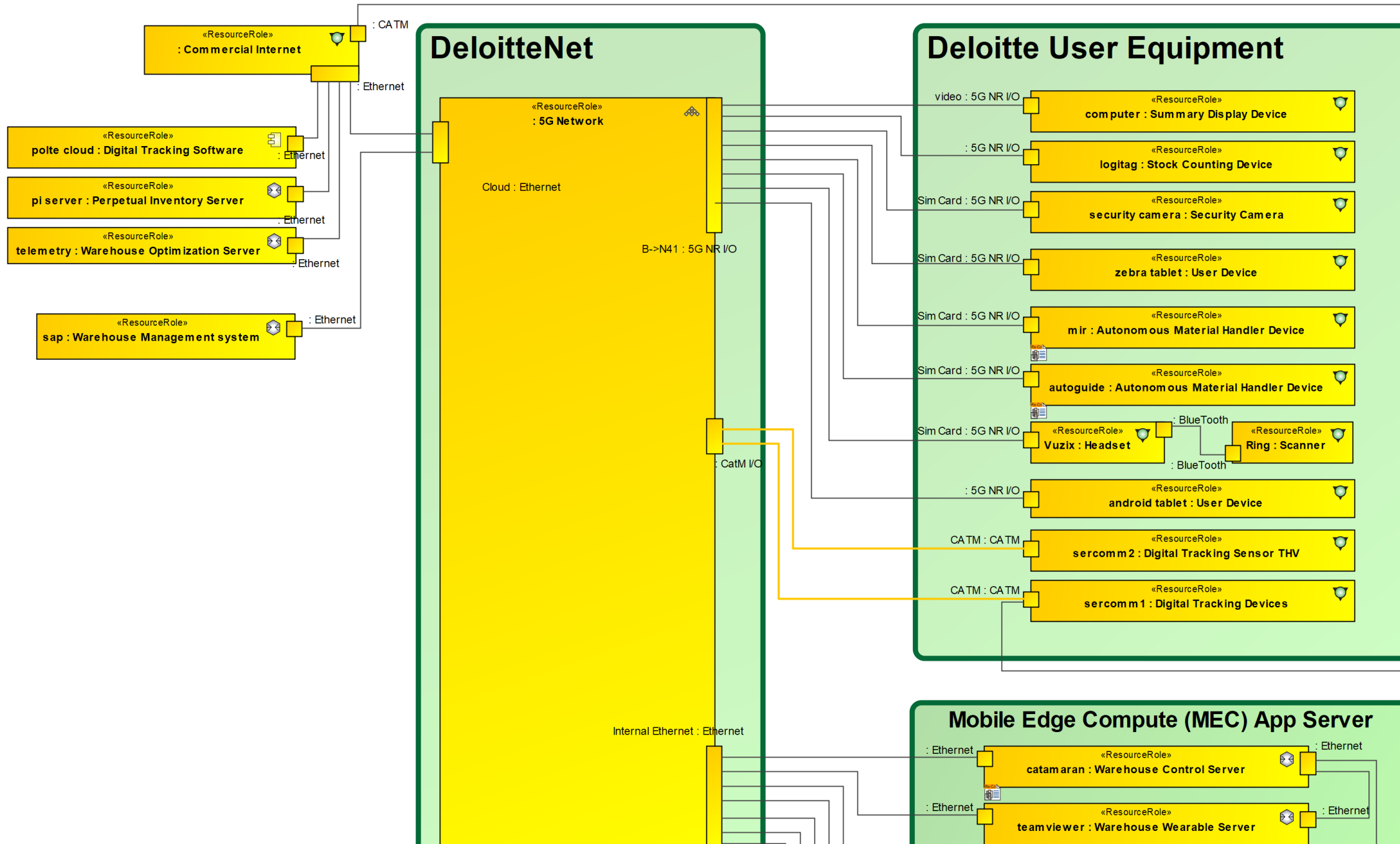
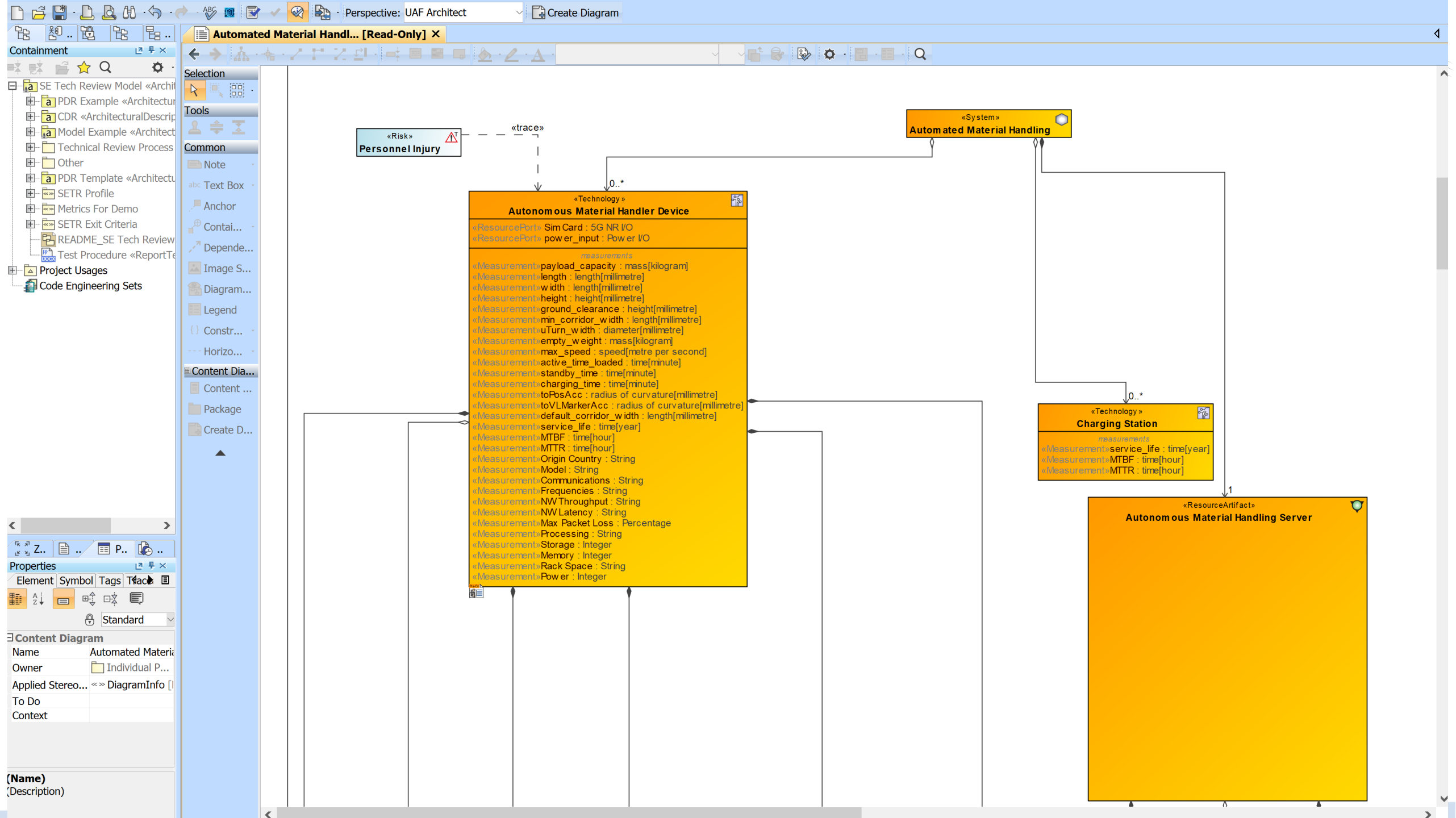


Diagram name	Deloitte 5G Application Taxonomy
Author	tgoodwyn
Creation date	8/15/21 3:52 PM
Modification date	6/15/22 12:19 PM







SE Tech Review Model «Archit...

PDR Example «Architectur...

CDR «ArchitecturalDescrip...

Model Example «Architect...

Technical Review Process

Other

PDR Template «Architectu...

SETR Profile

Metrics For Demo

SETR Exit Criteria

README_SE Tech Review

Test Procedure «ReportTe...

Project Usages

Code Engineering Sets

Selection

Tools

Common

Note

Text Box

Anchor

Contai...

Depende...

Image S...

Diagram...

Legend

Constr...

Horizo...

Content Dia...

Content ...

Package

Create D...

Automated Material Handl... [Read-Only] X

Resources Processes [Automated Material Handler Functions]

«Function»
Transfer Materials

«Function»
Navigate Route

«Function»
Lift Materials

«Function»
Monitor Own Location

«Function»
Receive and Store Power

«Function»
Monitor Own Health and Status

«System»
Automated Material Handling

«IsCapableToPerform»

«IsCapableToPerform»

«IsCapableToPerform»

«IsCapableToPerform»

«IsCapableToPerform»

«IsCapableToPerform»

Diagram name	Automated M
Author	tgoodwyn
Creation date	8/15/21 3:52
Modification date	8/15/21 4:01

SysML Use Case Diagram [Autonomous Material Handling]

Warehouse Employee

Material Handler

«domain»
Autonomous Material Handling

Transport Material
extension points
Object Detected

Transport High Priority Receipts

Transport Materials for Putaway

Avoid Collision

«Function»
Lift Materials

«Function»
Transfer Materials

«Function»
Navigate Route

«Function»
Monitor Own Location

«refine»

«refine»

«extend»
(Object Detected)

«refine»

«refine»

Diagram name	Autonomous Material Handling
Author	tgoodwyn
Creation date	8/15/21 3:52 PM
Modification date	4/8/22 5:10 PM

Properties

Element Symbol Tags

Standard

Content Diagram

Name Automated Materi

Owner Individual P...

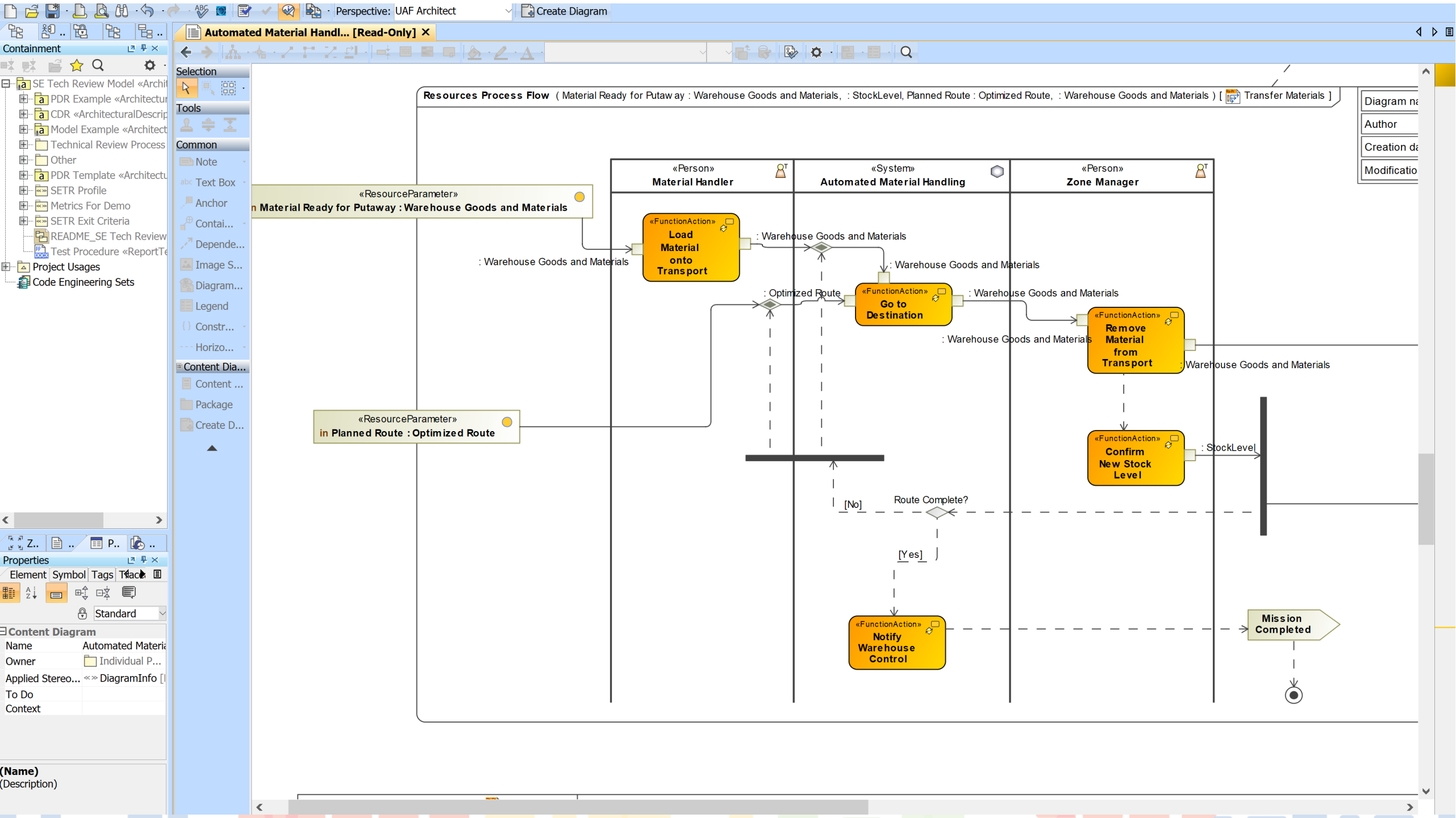
Applied Stereo... «>> DiagramInfo [

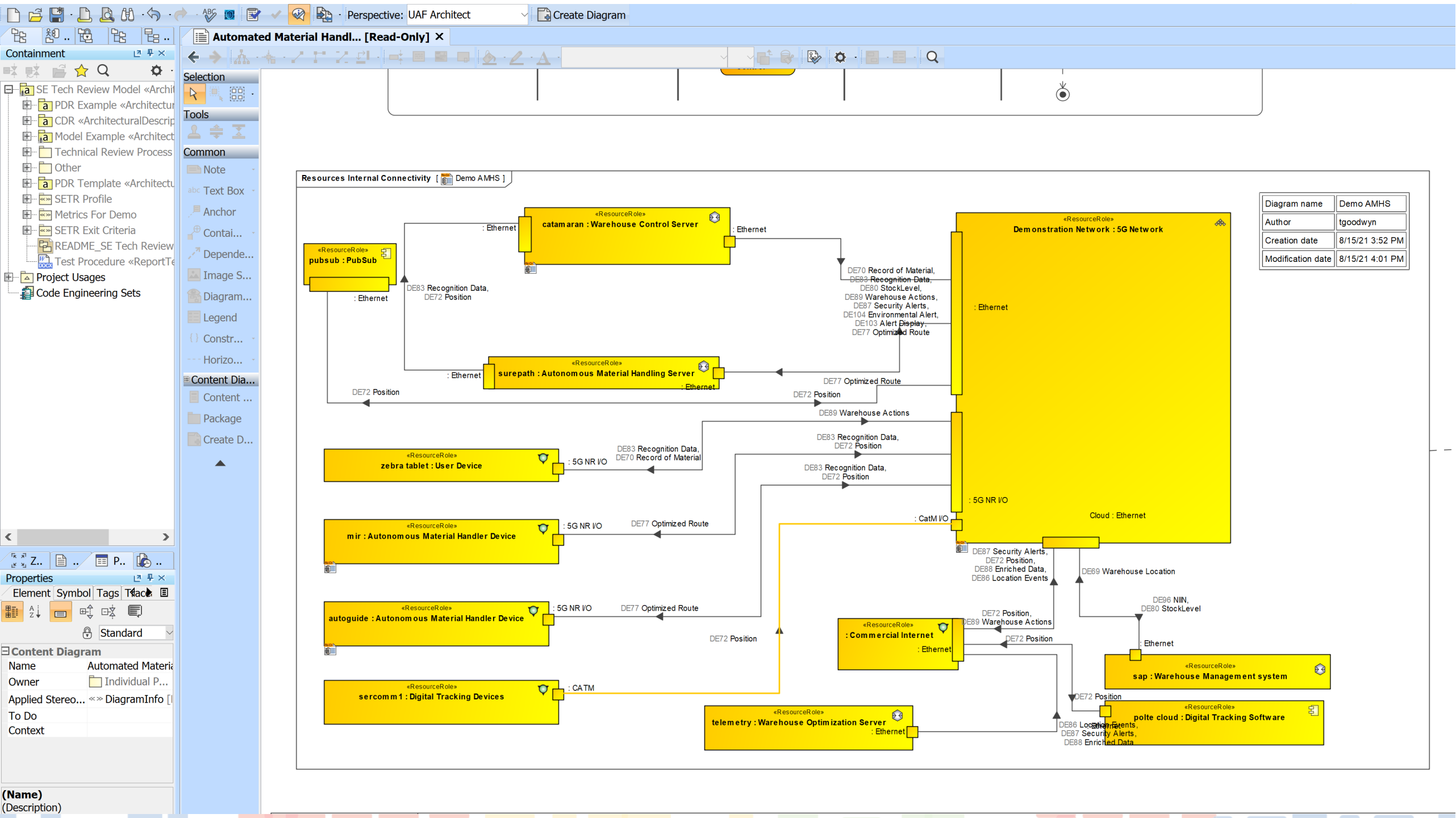
To Do

Context

(Name)

(Description)







Instance Table [AMR HW/SW]

«DiagramTableMapToDataSource»

#	△ Name	Classifier	payload max	length	length	height	group height	min length	u diameter	emp mass	max speed per	active :	stan time	char time	toPc curv	to curv	cam_3d : 3D Camera	default_corri : length[m]	PC : PC	PC.d Sys Oper S	PLC : PLC
1	generic_autogu	Autog	1000																ag_f	linux	allen bradl
2	generic_mir100	MiR10	100	890	580	352					1.5			120	50	10	intel_Rea		nuc	linux	mir_plc : F
3	generic_mir250	MiR25	250	800	580	300	25	1000	1500	83	2	17.4	22	70	20	3	intel_Rea	1350	nuc	linux	mir_plc : F
4	generic_mir500	MiR50	500	1350	910	320	40	2100		226	2	15	26	60	20	3	intel_Rea	2200	nuc	linux	mir_plc : F
5	generic_mir100	MiR10	1000	1350	910	320	40			231	1.2	15	26	60			intel_Rea	2100	nuc	linux	mir_plc : F

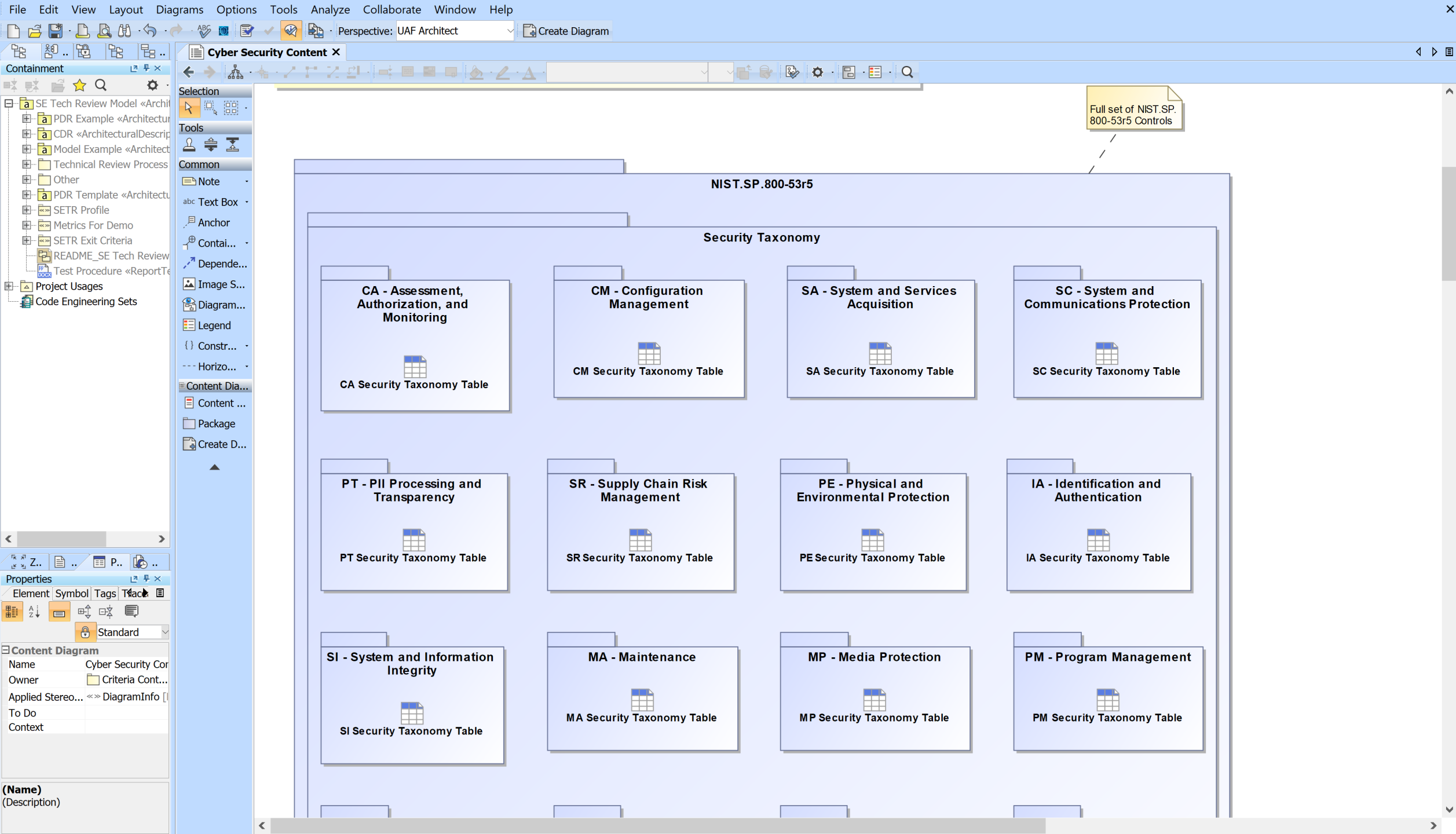
Instance Table [AMH Server]

#	Name	AMHS Software : AMHS Software	Stor : Inte	Mem : Inte	AMHS Software.ver : String
1	surepath	surepath SW : AM	500	16	1.2.1.8

Next Topic

Presented By:

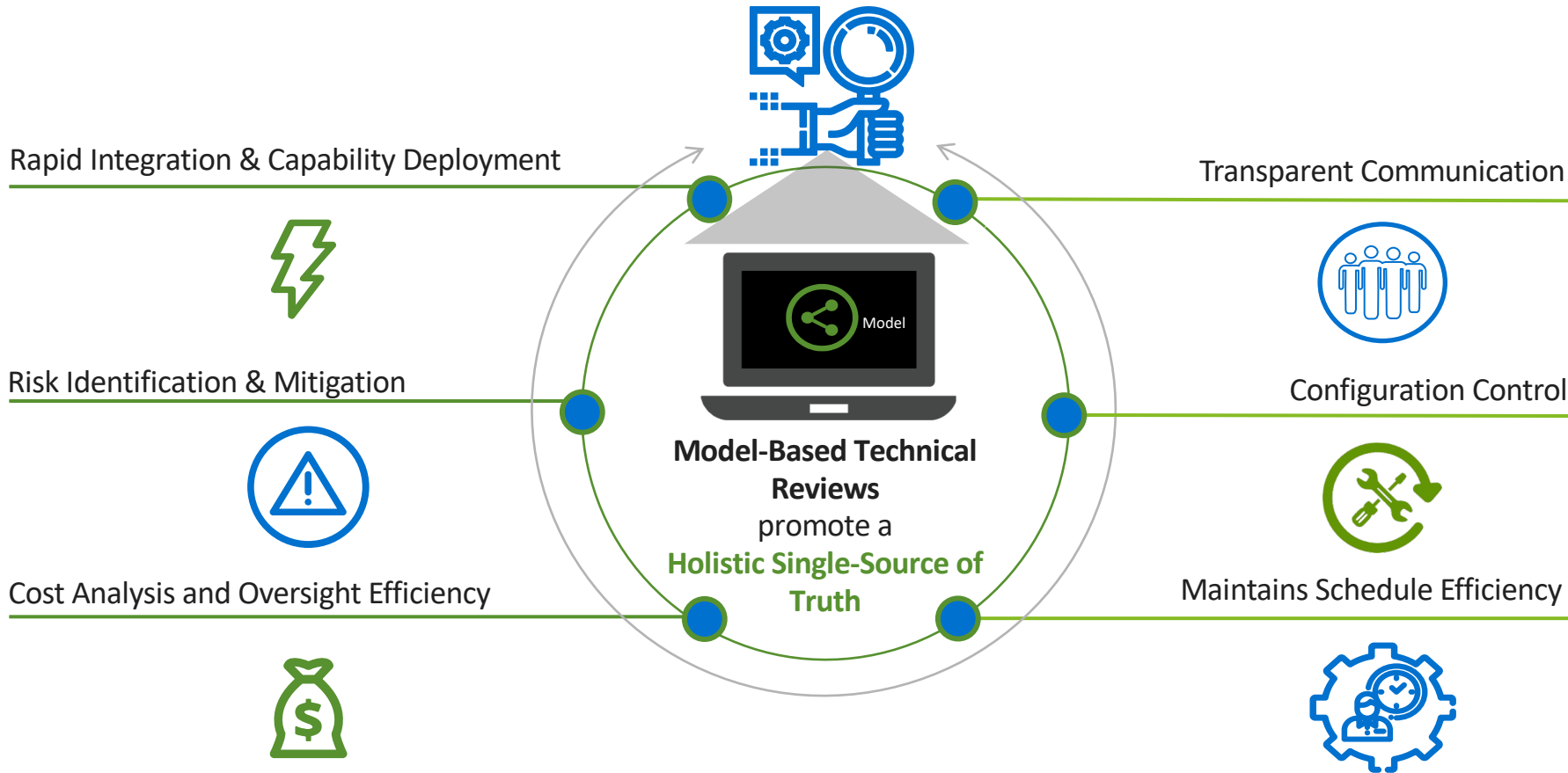




Providing Stakeholders with Visibility into Key Activities



By delivering Technical Reviews digitally, the team can answer questions in real time by navigating within the model, which helps to reduce actions and establishes Stakeholder confidence that answers can be found in the model.



Model-Based Technical Reviews Increase Overall Quality while Ensuring Consistency and Repeatability

Summary



COMMUNICATION VS DEVELOPMENT

Model development is about representing a system and its performance while the Technical Reviews should be about communicating that system design effectively

IT IS A PROCESS

The challenges to executing a Technical Review with a Model-Based Approach are not trivial, but the opportunities have greater value across the system lifecycle

SYSTEM MODEL VS TECHNICAL REVIEW MODEL

These models have the same structure but with a distinct focus for different purposes

VALUE TO THE STAKEHOLDER

Using an MBSE approach to the system design as well as technical reviews saves resources by reviewing, and updating content directly from the authoritative source of truth



Devon Clark
Digital Engineering
Specialist Leader



Kasey Hill
Digital Engineering
Senior Consultant



Travis Goodwyn
Digital Engineering
Specialist Master

Thank you.

Lee Wilbur

Managing Director, Deloitte Consulting LLP

Contact: lewilbur@deloitte.com

Travis Goodwyn

Specialist Master, Deloitte Consulting LLP

Contact: tgoodwyn@deloitte.com

Devon Clark

Specialist Leader, Deloitte Consulting LLP

Contact: devclark@deloitte.com

Kasey Hill

Senior Consultant, Deloitte Consulting LLP

Contact: kashill@deloitte.com

This publication contains general information only, and none of the member firms of Deloitte Touche Tohmatsu Limited, its member firms, or their related entities (collective, the "Deloitte Network") is, by means of this publication, rendering professional advice or services. Before making any decision or taking any action that may affect your business, you should consult a qualified professional adviser. No entity in the Deloitte Network shall be responsible for any loss whatsoever sustained by any person who relies on this publication.

As used in this document, "Deloitte" means Deloitte Consulting LLP, a subsidiary of Deloitte LLP. Please see www.deloitte.com/us/about for a detailed description of the legal structure of Deloitte USA LLP, Deloitte LLP and their respective subsidiaries. Certain services may not be available to attest clients under the rules and regulations of public accounting.

Copyright © 2022 Deloitte Development LLC.
All rights reserved. Member of Deloitte Touche Tohmatsu Limited



32nd Annual **INCOSE**
international symposium

hybrid event

Detroit, MI, USA
June 25 - 30, 2022

www.incose.org/symp2022