

Welcome to the Webinar – if you have not dialed into the audio portion, please do so now. In the U.S., dial 1-855-747-8824, passcode **4348124177**. If you are outside the U.S., the webinar invitation includes a list of toll-free numbers for different countries. Please note that your phone is automatically on mute when you join to avoid disturbing other participants.

# INCOSE Webinar Series

Wednesday 17<sup>th</sup> July 2019 – Webinar 127

## Professional Licensing of Systems Engineers



Caitlin Kenney



# ENGINEERING LICENSURE

*Professional Licensing of Systems Engineering*

Caitlin Kenney, P.E.  
Systems Engineer, ISM Corp.  
[ckenney7@gmail.com](mailto:ckenney7@gmail.com)

*INCOSE Webinar  
July 17, 2019*



**NCEES**  
advancing licensure for  
engineers and surveyors

# Presenter:

## Caitlin Kenney, P.E.

### Education

- ❑ BS Industrial Engineering, Northeastern University
- ❑ MS Systems Engineering, University of Maryland

### Licensed & Certified


- ❑ Licensed Professional Engineer, Maryland DLLR, License #42915
- ❑ Certified Project Management Professional (PMP)



### Experience

- ❑ Navy, Coast Guard, and Army engineering acquisitions
- ❑ NCEES ISE Exam Development Committee

# YOUR FUTURE



“The best advice I can give to engineering students is to become a P.E. It’s one of the best career decisions you’ll ever make.”

**Vicki Willis Ford, P.E., S.E.**  
*Senior Associate and Engineer*



A low-angle shot of a man in a white shirt and tie standing on a glass balcony of a skyscraper. He is looking up at the building's facade, which is composed of many windows. The sky is blue. The image is split vertically by a semi-transparent grey line.

## Into the great unknown

- ☐ Do you know what you'll do when you graduate?
- ☐ Where do you see yourself in five years?
- ☐ What about 10 years? 20? 30?





KNOWLEDGE  
SKILLS

+ EXPERIENCE

---

COMPETENCE



## It's about showing what you can do

- ☐ What do hiring firms look for?
- ☐ Degrees, experiences, work references, technical skills
- ☐ What if there were a universal standard that is recognized throughout the profession?

"A P.E. license has benefited my career. Being a P.E. proves your experience and competence, which is important in the profession, no matter the discipline."

**Heather Dougherty, P.E.**  
*Federal Research Engineer*






# Licensure: a universal standard

- “[Engineering] licensure is crucial for career advancement and top pay.” –*U.S. News & World Report*
- Think about other professions:
  - Why do we license physicians?
  - Accountants?
  - Attorneys?



# License vs. Certification?

- ❑ Only a P.E. license is regulated by the state, ensuring competency and ethical behavior
- ❑ Certifications are granted with no government regulatory oversight
- ❑ Notable example: ASEP, CSEP, ESEP
  - ☞ Offered by INCOSE
  - ☞ Regulated by the professional organization, not the state
- ❑ Notable example: 6Sigma Certification
  - ☞ Offered by: IISE, ASQ, CQI, various universities and company programs
  - ☞ Requirements: **VARY**; participation in course, exam, and/or submission of project
  - ☞ Anyone can apply, including non-engineers

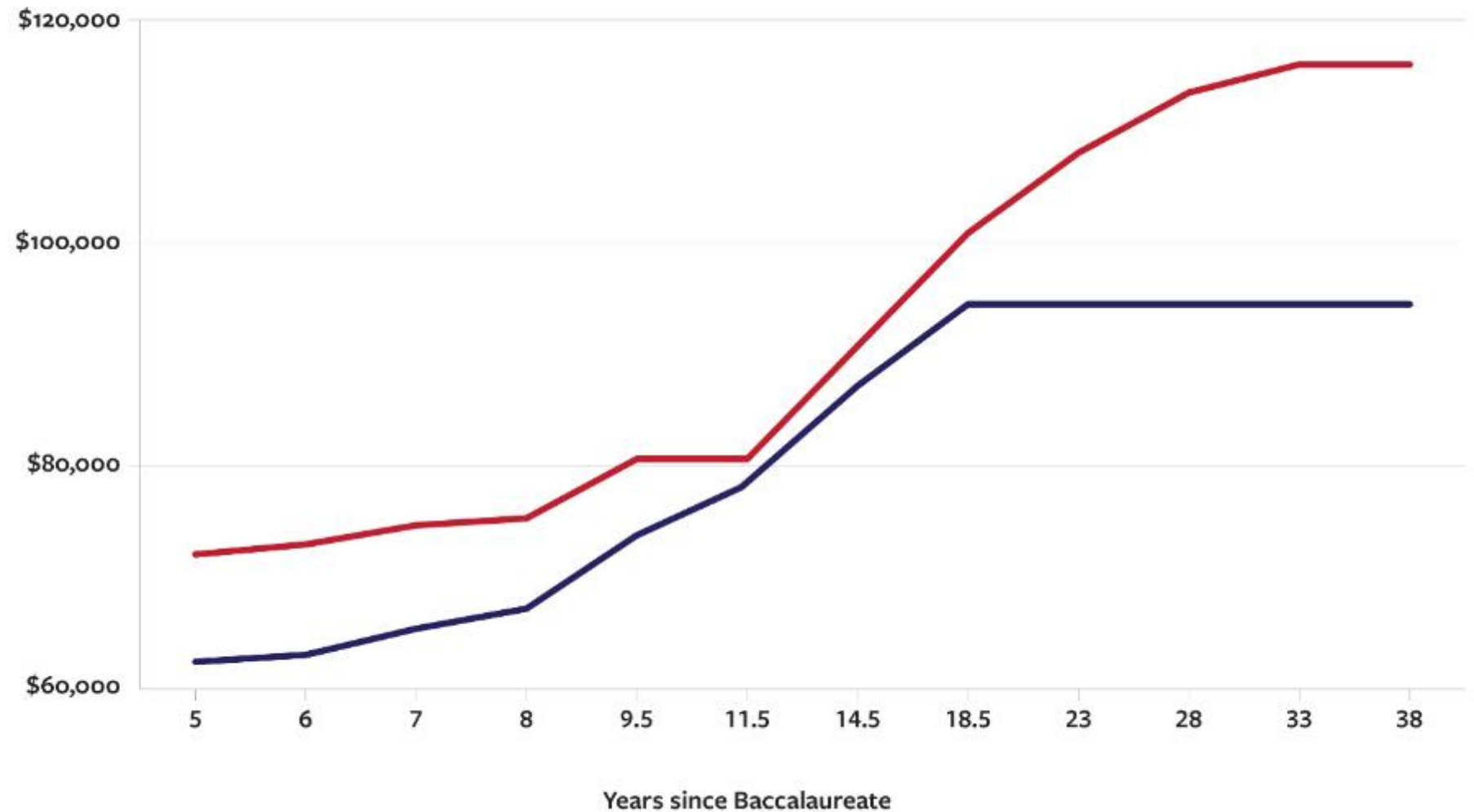


“Quite simply, passing the FE exam and ultimately the PE, gives an individual options that make them highly competitive in a highly competitive field.”

**Jason J. Gamble P.E.**  
Exam Development Engineer

## Professional Engineers Earn More

Legend:  
Licensed Engineer (P.E.)  
Unlicensed Engineer



\*Figures based on the most recent 'Engineering Salary Survey' by the *American Association of Engineering Societies (AAES)*. Throughout the course of a career, the median salary of a professionally licensed engineer earns a higher salary than an unlicensed engineer. \*



# The P.E. license

- A professional engineer
  - Has the education, experience, and technical knowledge to lead
  - Has an obligation to safeguard the public
- It works both ways:
  - You stand out in a crowd as a P.E.
  - The public is safeguarded from incompetent or unethical practice.

A portrait of Jason J. Gamble P.E., a Black man with a short haircut, wearing a light blue button-down shirt. He is smiling slightly and looking towards the camera. The background is blurred, showing what appears to be a bookshelf.

## The licensing process

- ☐ Who oversees licensure?
- ☐ Requirements can differ by state (but not too much).
- ☐ Comity licensure: obtaining a P.E. license in additional states

“Quite simply, passing the FE exam and ultimately the PE, gives an individual options that make them highly competitive in a highly competitive field.”

**Jason J. Gamble P.E.**  
*Exam Development Engineer*





# State law and engineering practice

- ❑ Only a P.E. can practice engineering.
- ❑ What does that include?
  - Owning a firm
  - Consulting
  - Signing/sealing a design
  - Bidding for public money
  - Advertising your services
  - Calling yourself a professional engineer

# The benefits of a P.E.

- ☐ It opens career doors.
- ☐ In a stack of resumes, yours stands out.
- ☐ You belong to a licensed profession.
- ☐ You serve the public—not just your employer.
- ☐ You typically earn more than peers without a P.E.



# 3 steps

*Getting from point A to P.E.*





# 1 Education

- ❑ Get an engineering degree from an EAC/ABET accredited program.
  - Bachelor's or master's (or both)
  - The Engineering Accreditation Commission of ABET accredits college engineering programs.
- ❑ Some states allow engineering technology degrees (TAC approved ABET degrees)






- ☐ Work under the supervision of a P.E.
  - Or have a PE attest to your work
- ☐ Four years, progressive
- ☐ Keep track of all experience in a supplemental experience record
  - Use engineering verbs, not administrative verbs
  - Don't focus on titles – focus on the work and how it relates to ISE



1



2


3 Exams



- ☐ Pass the FE exam in your senior year of college (or shortly after graduation).
- ☐ Pass the PE exam in your engineering discipline.



# THE FE EXAM



“I would suggest taking the Fundamentals of Engineering exam anywhere from six months before graduation to six months after graduating. This way, the undergraduate college material is still fresh in your mind.”

**Clyde Lettsome, Ph.D., P.E.**  
*Software Engineer and Consultant*



# FE exam format and content

- 7 freestanding discipline-specific exams
  - Chemical, Civil, Computer and Electrical, Environmental, Industrial & Systems, Mechanical, Other Disciplines
- Exam specifications (what's on the exam)
  - Available at [nces.org/exams](https://nces.org/exams)
- *FE Reference Handbook*
- 110 exam questions
- Standard and alternative item types (AITs)
  - ☞ Multiple choice (one correct option), Multiple correct options, Point and click, Drag and drop, fill in the blank

# FE Industrial and Systems: Exam Specification

- ☐ Mathematics 6–9
- ☐ Engineering Sciences 5-8
- ☐ Ethics and Professional Practice 5-8
- ☐ Engineering Economics 10–15
- ☐ Probability and Statistics 10-15
- ☐ Modeling and Computations 8-12
- ☐ Industrial Management 8-12
- ☐ Manufacturing, Production, and Service Systems 8-12
- ☐ Facilities and Logistics 8-12
- ☐ Human Factors, Ergonomics, and Safety 8-12
- ☐ Work Design 8-12
- ☐ Quality 8-12
- ☐ Systems Engineering 8-12

# FE exam administration


- Approved Pearson VUE test centers
- Year-round testing
- 6-hour exam appointment, which includes
  - Nondisclosure agreement (2 minutes)
  - Tutorial (8 minutes)
  - Exam (5 hours and 20 minutes)
  - Scheduled break (25 minutes)
  - Brief survey



# FE FAQs

- ☐ What's the exam day like?  
[☞ Youtube.com/NCEESmedia](https://www.youtube.com/NCEESmedia)
- ☐ What references can I bring?
- ☐ What do I use for scratch work?
- ☐ What's the *NCEES Examinee Guide*?
- ☐ Are practice exams available?
- ☐ When will I receive my results?


# When should I take the FE?



“I would suggest taking the Fundamentals of Engineering exam anywhere from six months before graduation to six months after graduating. This way, the undergraduate college material is still fresh in your mind.”

**Clyde Lettsome, Ph.D., P.E.**  
*Software Engineer and Consultant*

# THE PE EXAM

A man with short, light brown hair, wearing a blue button-down shirt, is looking down at a laptop screen. He is in an office setting with a white wall and a window in the background.

“The designation as an E.I.T. provides the job hunter with an professional credential that proves their competence based on a national metric. It also implies that the E.I.T. intends to eventually attain the designation of P.E., which also generates respect.”

**Robert M. Koch, Ph.D., P.E.**  
*Federal Chief Research Scientist*



# The ISE PE exam

- ❑ Reflects real-world practice
- ❑ Tests for minimal competency
- ❑ Given once a year
  - ☞ Last paper ISE exam will be April 2019
  - ☞ ISE will transition to CBT in October 2020
- ❑ Developed by licensed engineers
- ❑ Reference materials permitted
  - ☞ Open book for paper exams – can bring own
  - ☞ Reference handbook provided for CBT
- ❑ Specifications and exam prep materials available at [NCEES.org](https://www.ncees.org)

# PE Industrial and Systems: Exam Specification

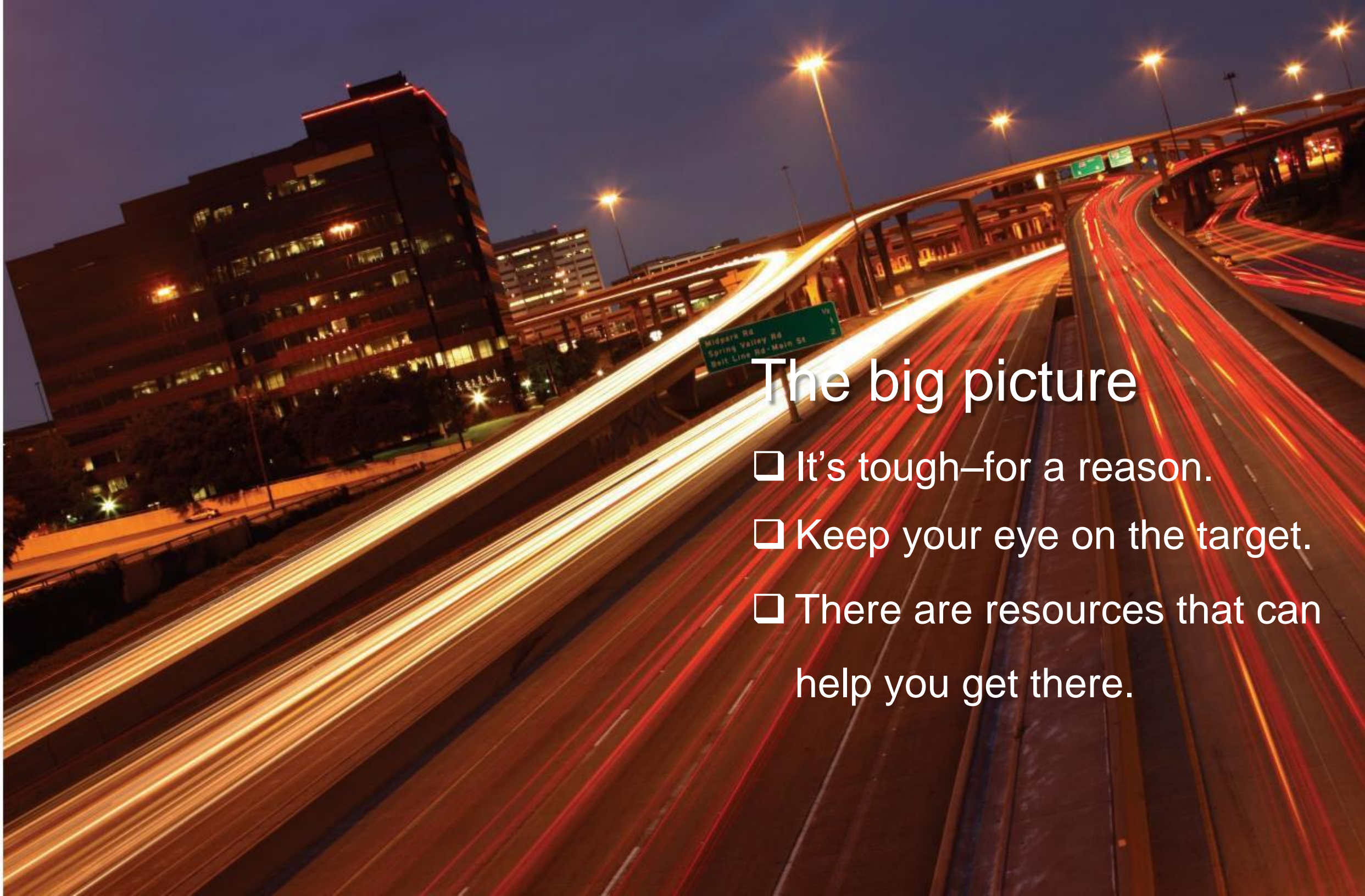
- ☐ Systems Definition, Analysis, and Design 16
- ☐ Facilities Engineering and Planning 16
- ☐ Supply Chain and Logistics 16
- ☐ Work Design 16
- ☐ Quality Engineering 16
- ☐ PE exam specifications are posted 6 months before the exam administration.
- ☐ Updates for the April exams are posted in November, and updates for the October exams are posted in May.
- ☐ <https://ncees.org/engineering/pe/industrial-systems/>

WHAT'S NEXT?



**NCEES**





## The big picture

- ☐ It's tough—for a reason.
- ☐ Keep your eye on the target.
- ☐ There are resources that can help you get there.

# LICENSURE

*The next step is yours.*

[ncees.org](http://ncees.org)



**NCEES**  
*advancing licensure for  
engineers and surveyors*